

# Schroder Institutional All Maturities Corporate Bond Fund

## C Accumulation Unit

### Fund Launch Date

07 February 2001

### Total Fund Size (Million)

GBP 1,425.5

### Unit Price End of Month (GBP)

62.47 GBp

### Total number of holdings

510

### Benchmark

Bank of America Merrill Lynch Non-Gilts All Stocks

### Fund Manager

Adam Cordery

### Managed fund since

01 August 2007

### Distribution Yield

5.2 %

### Underlying Yield

3.8 %

### Effective Duration of Fund in Years

7.26

### Effective Duration of Index in Years

7.59

### Effective Yield

5.43 %

### Option Adjusted Spread of Fund

360 bp

### Option Adjusted Spread of Index

310 bp

### Average Credit Rating

A

### Annual Volatility over 3 years (%)

5.80

The Distribution Yield reflects the amounts that may be expected to be distributed over the next twelve months as a percentage of the mid-market unit price of the fund as at the date shown. It is based on a snapshot of the portfolio on that day. It does not include any preliminary charge and investors may be subject to tax on distributions.

The Underlying Yield reflects the annualised income net of expenses of the fund (calculated in accordance with relevant accounting standards) as a percentage of the mid-market unit price of the fund as at the date shown. It is based on a snapshot of the portfolio on that day. It does not include any preliminary charge and investors may be subject to tax on distributions.

## Investment Objective and Policy

The Fund's investment objective is to provide capital growth and income primarily through investment in non-government debt securities.

The Fund may also invest in a wide range of investments including transferable securities, derivatives, cash, deposits, collective investment schemes and money market instruments.

## Risk Considerations

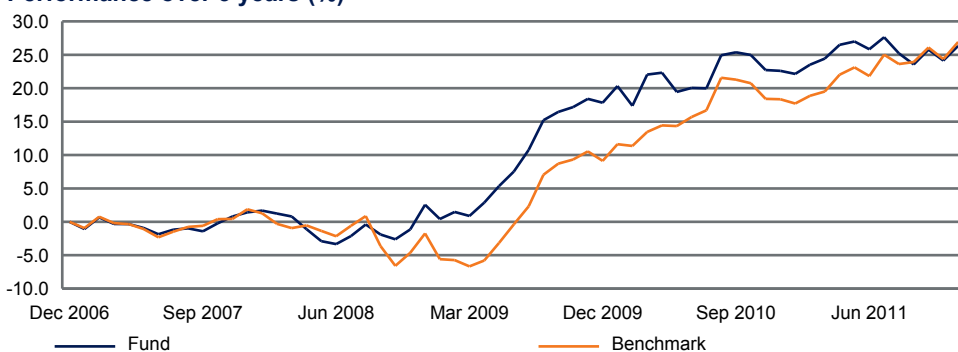
As a result of the annual management fee of the fund being charged to capital, the distributable income of the fund may be higher but there is the potential that performance or capital value may be eroded. The fund can use derivatives for investment purposes. These instruments can be more volatile than investment in equities or bonds. The fund may invest in higher-yielding, or non-investment grade, bonds. The risk of the issuer defaulting on the capital repayment is higher than with investment grade bonds.

## Performance Analysis

Performance (%)	1 month	3 months	6 months	YTD	1 year	3 years	5 years	10 years
Fund	1.8	2.2	0.4	3.0	3.0	23.2	26.3	66.8
Benchmark	2.1	2.4	4.2	7.2	7.2	29.2	26.9	73.5

Discrete Yearly Performance (%)	Q4/2010 - Q4/2011	Q4/2009 - Q4/2010	Q4/2008 - Q4/2009	Q4/2007 - Q4/2008	Q4/2006 - Q4/2007
Fund	3.0	4.1	14.9	1.1	1.4
Benchmark	7.2	8.4	11.1	-3.6	1.9

### Performance over 5 years (%)



**Past performance is not a reliable indicator of future results, prices of shares and the income from them may fall as well as rise and investors may not get back the amount originally invested.**

The C unit class performance is simulated and based on the gross returns of existing units at launch date of the fund, with the C unit fee overlaid. Although this unit class launched on 27/02/2009, we believe this performance to be fully representative of the returns an investor would have received had this unit class been available over the period.

Some performance differences between the fund and the benchmark may arise because the fund performance is calculated at a different valuation point from the benchmark.

Source: Schroders, bid to bid price with net income reinvested.

Please note that this fund, previously named Schroder Corporate Bond Fund (FPFV), was converted into an Institutional AUT as of the 24th of March 2005.

For an explanation of the financial terms included in this factsheet visit [www.schroders.co.uk/glossary](http://www.schroders.co.uk/glossary) Printed copies are available by contacting the company address overleaf.



# Schroders

## Holdings Analysis

## Top 10 Holdings

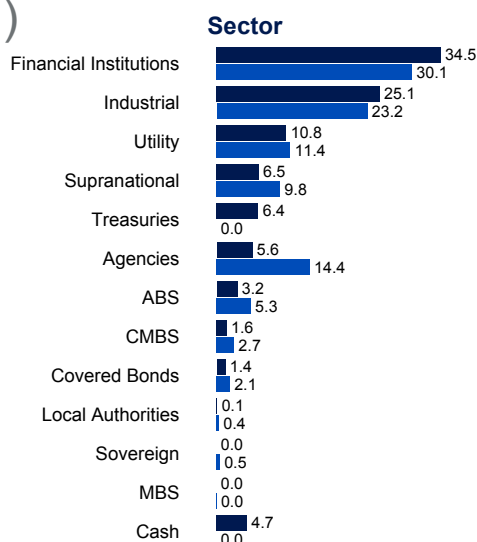
Holdings	Sector	% NAV
1. United Kingdom Treasury Bill 0% 19/03/2012	Treasuries	1.2
2. United Kingdom Treasury Bill 0% 18/06/2012	Treasuries	1.2
3. United Kingdom Treasury Bill 0% 10/04/2012	Treasuries	1.2
4. Stadshypotek 5.375% 29/09/2049	Financial Institutions	0.9
5. European Investment Bank 6.25% 15/04/2014	Supranational	0.9
6. Close Brothers Group 6.5% 10/02/2017	Financial Institutions	0.8
7. Segro 6.75% 23/11/2021	Financial Institutions	0.8
8. Barclays Bank 10% 21/05/2021	Financial Institutions	0.8
9. European Investment Bank 4.75% 06/06/2012	Supranational	0.8
10. KfW Bankengruppe 3.25% 24/02/2014	Agencies	0.8
	<b>Total</b>	<b>9.2</b>

## Asset Allocation (%)

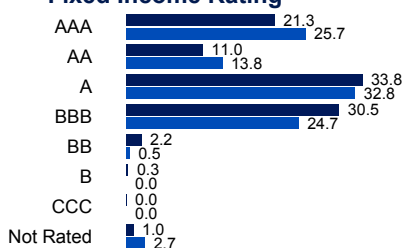
Fund  
Benchmark

Credit ratings are calculated using asset ratings from different rating agencies.

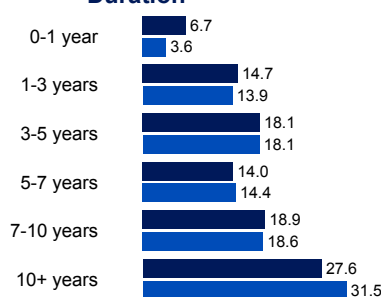
Source: Schroders



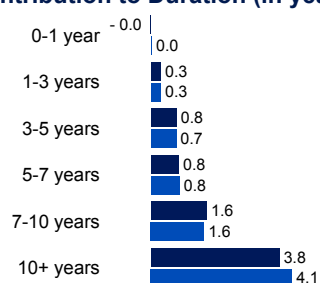
## Fixed Income Rating



## Duration



## Contribution to Duration (in years)



## Information

Schroder Investments Limited  
31 Gresham Street  
London  
EC2V 7QA

Investor Services  
Telephone: 0800 718 777  
E-mail: [investorservices@schroders.com](mailto:investorservices@schroders.com)

	Accumulation	Distribution
<b>SEDOL</b>	B4V0R05	B4V0R50
<b>Bloomberg</b>	SAMBCA:LN	SAMBCBI:LN
<b>Reuters</b>	---	---
<b>ISIN</b>	GB00B4V0R051	GB00B4V0R507
<b>Fund Base Currency</b>	GBP	
<b>Dealing Frequency</b>	Daily (12:00 GMT)	
<b>Maximum Initial Fee</b>	3.25 % of gross investment amount	
<b>Annual Management Fee</b>	0.45 %	
<b>Minimum Investment Amount</b>	£50,000	

Third party data is owned or licensed by the data provider and may not be reproduced or extracted and used for any other purpose without the data provider's consent. Third party data is provided without any warranties of any kind. The data provider and issuer of the document shall have no liability in connection with the third party data. The Prospectus and/or [www.schroders.com](http://www.schroders.com) contain additional disclaimers which apply to the third party data.

A Simplified Prospectus and full Prospectus are available. These can be downloaded from our website at [www.schroders.co.uk](http://www.schroders.co.uk) or call one of our Investor Services Team on 0800 718 777 for a printed version. For investors' security, telephone calls to Schroder Investments Limited may be recorded. Nothing in this factsheet should be construed as advice and is therefore not a recommendation to buy or sell units. The data contained in this document has been sourced by Schroders and should be independently verified before further publication or use. Issued by Schroder Investments Limited, 31 Gresham Street, London EC2V 7QA. Registered No.2015527 England. Authorised and regulated by the Financial Services Authority. Schroders has expressed its own views and these may change.