

Schroder International Selection Fund

Emerging Markets

A Accumulation Share Class

Fund Launch Date	09 March 1994
Total Fund Size (Million)	USD 4,208.4
Share Price End of Month (USD)	16.06
Total number of holdings	108
Benchmark	MSCI Emerging Markets Net TR
Fund Manager	Robert Davy & Tom Wilson
Managed fund since	01 April 2003
Historic Yield	0.47 %

Essential Statistics over 3 years

	Fund	Benchmark
Annual Volatility (%)	15.8	16.8
Alpha (%)	1.5	---
Beta	0.9	---
Information Ratio	0.3	---
Sharpe Ratio	0.4	0.3
Predicted Tracking Error (%)	2.2	---

The above ratios are based on bid to bid price based performance data.

Financial Ratios

	Fund	Benchmark
P/Book Value	2.0	1.9
P/E Ratio	15.8	16.4
Predicted P/E Ratio	15.1	15.3
ROE (%)	15.4	14.5
Dividend Yield (%)	2.1	2.1
3 Year Earnings Growth (%)	18.5	13.6

These financial ratios refer to the average of the equity holdings contained in the fund's portfolio and in the benchmark (if mentioned) respectively.

Investment Objective and Policy

The fund aims to provide capital growth by investing in equities of emerging markets companies.

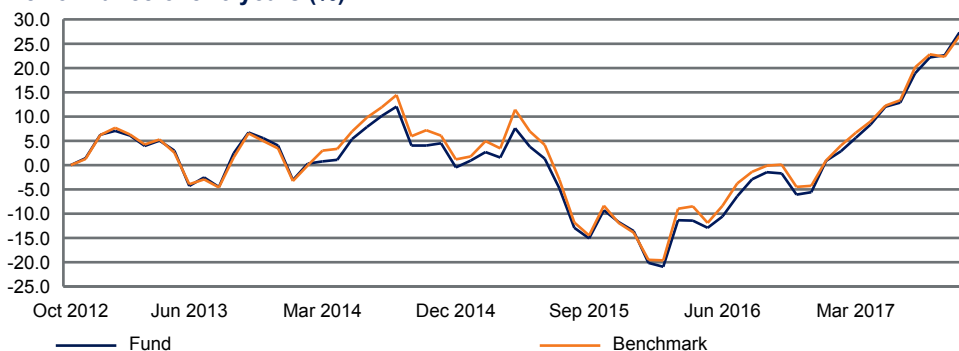
The fund invests at least two-thirds of its assets in equities of companies in emerging markets. The fund may use derivatives with the aim of achieving investment gains, reducing risk or managing the fund more efficiently. The fund may also hold cash.

Performance Analysis

Performance (%)	1 month	3 months	6 months	YTD	1 year	3 years	5 years	10 years
Fund	3.8	7.1	17.5	34.8	29.6	22.4	27.3	1.9
Benchmark	3.5	5.4	16.1	32.3	26.5	18.1	26.6	6.1

Discrete Yearly Performance (%)	Q3/2016 - Q3/2017	Q3/2015 - Q3/2016	Q3/2014 - Q3/2015	Q3/2013 - Q3/2014	Q3/2012 - Q3/2013
Fund	24.4	16.0	-18.4	1.5	1.7
Benchmark	22.5	16.8	-19.3	4.3	1.0

Performance over 5 years (%)



Past performance is not a reliable indicator of future results, prices of shares and the income from them may fall as well as rise and investors may not get back the amount originally invested.

The fund is managed with reference to a benchmark and its performance may be measured accordingly, but the manager invests on a discretionary basis and is not limited to investing in accordance with the composition of the benchmark.

All fund performance data are on a NAV to NAV basis, net income reinvested. Data is not available for the time periods with no % growth stated. In case a share class is created after the fund's launch date, a simulated past performance is used, based upon the performance of an existing share class within the fund, taking into account the difference in the ongoing charges and the portfolio transaction costs, and including the impact of any performance fees if applicable.

Some performance differences between the fund and the benchmark may arise because the fund performance is calculated at a different valuation point from the benchmark.

Source: Schroders

In December 1998, the MSCI EM Net (TR) benchmark replaced the EM Gross (TR) benchmark. The full track record of the previous index has been kept and chain linked to the new one.



Schroders

Holdings Analysis

Top 10 Holdings	Sector	% NAV
1. Samsung Electronics	Information Technology	7.6
2. Tencent Holdings	Information Technology	6.7
3. Alibaba Group Holding	Information Technology	5.5
4. Taiwan Semiconductor Manufacturing	Information Technology	5.5
5. China Construction Bank	Financials	3.1
6. Sberbank of Russia	Financials	3.1
7. Hon Hai Precision Industry	Information Technology	2.8
8. China Pacific Insurance Group	Financials	1.8
9. Lukoil	Energy	1.8
10. Hyundai Motor	Consumer Discretionary	1.8

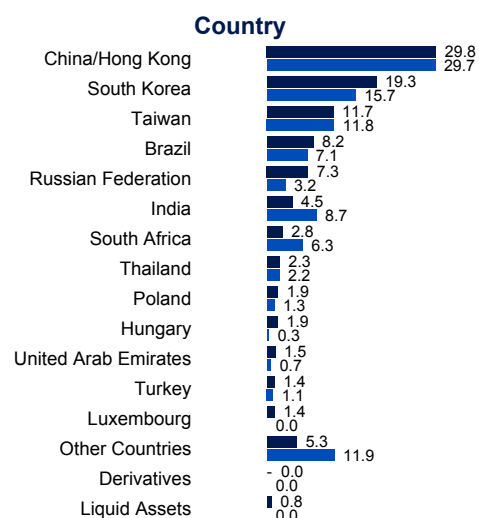
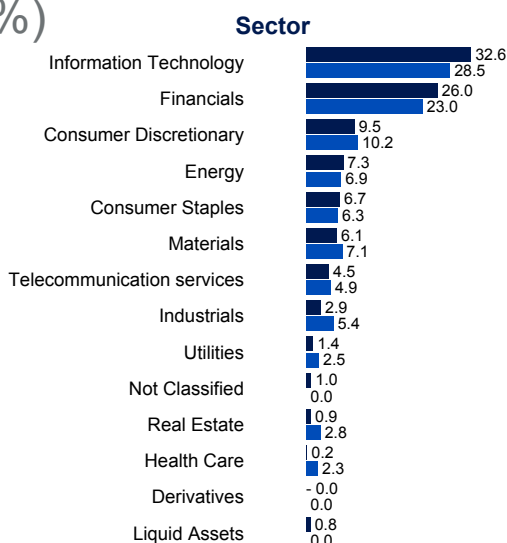
Overweights	(%)	Underweights	(%)	Market Cap Split	Total	39.7
Sberbank of Russia	2.4	Baidu	-1.3	<500 Million	4.8	
Samsung Electronics	2.3	Industrial & Commercial Bank of China	-1.1	>=0.5<1 Billion	0.1	
Tencent Holdings	1.8			>=1<2 Billion	1.9	
AIA Group	1.8	Ping An Insurance Group of China	-0.9	>=2<5 Billion	5.6	
Hon Hai Precision Industry	1.7	China Mobile	-0.8	>=5 Billion	87.6	
		Housing Development Finance	-0.8			

Overweights and underweights data are based on fund's exposure to holdings grouped by name.

Asset Allocation (%)

■ Fund
■ Benchmark

Liquid Assets contain cash, deposits and money market instruments with maturities of up to 397 days, which are respectively not part of the core investment objective and policy. The commitment linked to the equity index futures contracts, if present, is deducted from cash. Source: Schroders



Risk Considerations

China country risk: Changes in China's political, legal, economic or tax policies could cause losses or higher costs for the fund.

Counterparty risk: The counterparty to a derivative or other contractual agreement or synthetic financial product could become unable to honour its commitments to the fund, potentially creating a partial or total loss for the fund.

Currency risk: The fund can be exposed to different currencies. Changes in foreign exchange rates could create losses.

Derivatives risk: A derivative may not perform as expected, and may create losses greater than the cost of the derivative.

Emerging markets & frontier risk: Emerging markets, and especially frontier markets, generally carry greater political, legal, counterparty and operational risk.

Equity risk: Equity prices fluctuate daily, based on many factors including general, economic, industry or company news.

Leverage risk: The fund uses derivatives for leverage, which makes it more sensitive to certain market or interest rate movements and may cause above-average volatility and risk of loss.

Liquidity risk: In difficult market conditions, the fund may not be able to sell a security for full value or at all. This could affect performance and could cause the fund to defer or suspend redemptions of its shares.

Operational risk: Failures at service providers could lead to disruptions of fund operations or losses.

Capital risk / distribution policy: the expenses of this share class are paid out of capital rather than out of investment income. Capital growth will be reduced and in periods of low growth capital erosion may occur.

Information

Schroder Investment Management (Luxembourg) S.A.
5, rue Höhenhof
1736 Senningerberg
Luxembourg
Tel.: (352) 341 342 212
Fax: (352) 341 342 342
For your security, communications may be taped or monitored.

	Accumulation	Distribution
SEDOL	5794687	4788960
Bloomberg	SCHIMAA:LX	SCHIMAI:LX
Reuters	LU0106252389.LUF	LU0049853897.LUF
ISIN	LU0106252389	LU0049853897
Fund Base Currency	USD	
Dealing Frequency	Daily (13:00 CET)	
Entry Charge	5.00 % of gross investment amount	
Ongoing Charges (latest available)	1.87 %	
Minimum Investment Amount	EUR 1000 or USD 1000 or their near equivalent in any other freely convertible currency. The minimum subscription amount may be waived at the Directors' discretion.	



Morningstar Ratings are sourced from Morningstar.

Third party data is owned or licensed by the data provider and may not be reproduced or extracted and used for any other purpose without the data provider's consent. Third party data is provided without any warranties of any kind. The data provider and issuer of the document shall have no liability in connection with the third party data. The Prospectus and/or www.schroders.com contain additional disclaimers which apply to the third party data.

This document does not constitute an offer to anyone, or a solicitation by anyone, to subscribe for shares of Schroder International Selection Fund (the "Company"). Nothing in this document should be construed as advice and is therefore not a recommendation to buy or sell shares. Subscriptions for shares of the Company can only be made on the basis of its latest Key Investor Information Document and prospectus, together with the latest audited annual report (and subsequent unaudited semi-annual report, if published), copies of which can be obtained, free of charge, from Schroder Investment Management (Luxembourg) S.A. The Company is a Luxembourg-registered UCITS recognised in the UK under Section 264 of the Financial Services and Markets Act 2000. There will be no right to cancel any agreement to purchase shares under section 6.7 of the UK Financial Services Conduct of Business Sourcebook. All or most of the protection provided by the UK regulatory system does not apply to investments in the Company and compensation will not be available under the UK Financial Services Compensation Scheme. An investment in the Company entails risks, which are fully described in the prospectus.

This document is issued by Schroder Investment Management (Luxembourg) S.A., 5, rue Höhenhof, L-1736 Senningerberg, Luxembourg. Registered No. B 37.799. Approved for issue in the UK by Schroder Investment Management Limited, 31, Gresham Street, London EC2V 7QA. Authorised and regulated by the Financial Conduct Authority. Schroders has expressed its own views and opinions in this document and these may change.