

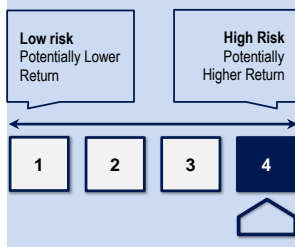
Schroder Dana Prestasi Plus

All data expressed as of 31 January 2012

Fund Category: Equity

Effective Date	12 September 2000
Effective Statement	S-2399/PM/2000
Launch Date	25 September 2000
Currency	Rupiah
Unit Price (NAV per Unit)	IDR 21,673.69
Fund Size	IDR 10.64 trillion
Minimum Initial Investment	IDR 200,000 *
Number of Offered Units	2 Billion Units
Valuation Period	Daily
Subscription Fee	Max. 2.00%
Redemption Fee	Max. 0.50%
Switching Fee	Max. 0.50%
Management Fee	Max. 2.50% per annum
Custodian Bank	Deutsche Bank AG, Jakarta Branch
Custodian Fee	Max. 0.25% per annum
ISIN Code	IDN000000809
Main Risk Factors	Risk of Deteriorating Economic and Political Conditions. Risk of Decrease in Investment Value. Risk of Liquidity. Risk of Dissolution and Liquidation.

Risk Return Profile



* not applicable if transaction is made through distribution agent.

About Schroders

PT. Schroder Investment Management Indonesia ("PT. SIMI") is a 99% owned subsidiary of Schroders Plc. headquartered in the United Kingdom. Schroders started its investment management business in 1926 and managed funds approximately USD 283.9 billion (as of September 2011) for its clients worldwide. PT. SIMI manages funds aggregating IDR 62.42 trillion (as of January 2012) for its retail and institutional clients in Indonesia including pension funds, insurance companies and social foundations.

Investment Objective

The investment objective of Schroder Dana Prestasi Plus is to provide a long term capital gain by capitalizing the growth of Indonesian stock market.

Asset Allocation

Equity: 80% - 100%
Money Market: 0% - 20%

Portfolio Breakdown

Equity: 92.49%
Money Market: 7.51%

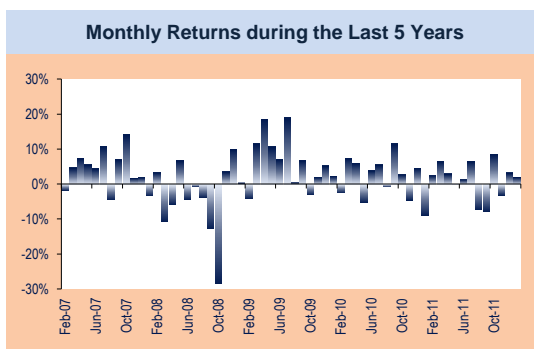
Top 10 Equity Holdings

(In Alphabetical Order)

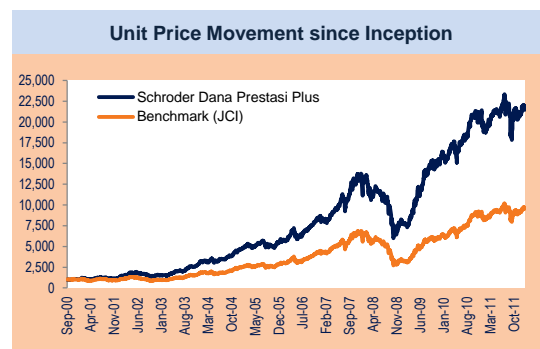
Astra International	Gudang Garam
Bank Mandiri	Indofood Sukses Makmur
Bank Negara Indonesia	Telekomunikasi Indonesia
Bank Rakyat Indonesia	Unilever Indonesia
Bumi Resources	United Tractors

Performance

Performance	1 Month	3 Month	6 Month	YTD	1 Year	3 Year	5 Year	Since Inception
Schroder Dana Prestasi Plus	2.02%	1.88%	-5.58%	2.02%	14.37%	177.58%	164.65%	2067.37%
Benchmark (JCI)	3.13%	3.98%	-4.58%	3.13%	15.62%	195.77%	124.31%	859.29%
Best Monthly Return:	21.86% (Jan-02)							
Worst Monthly Return:	-28.48% (Oct-08)							



Source: Schroders.



Awards

Investor Award 2010 : as The Best Mutual Fund for Equity category of 3 years performance for assets above 1 trillion
Investor Award 2009 : as The Best Mutual Fund for Equity category of 7 years performance
Investor Award 2008 : as The Best Mutual Fund for Equity category of 5 years performance
Investor Award 2007 : as The Best Mutual Fund for Equity category of 5 years performance
Investor Award 2006 : as The Best Mutual Fund for Equity category based on risk adjusted return of 2002 - 2005
Investor Award 2005 : as The Best Mutual Fund for Equity category based on risk adjusted return of 2003 - 2004
Investor Award 2005 : as The Best Mutual Fund for Equity category based on risk adjusted return of 2001 - 2004
Investor Award 2004 : as The Best Mutual Fund for Equity category based on risk adjusted return of 2000 - 2003
Bisnis Indonesia Award 2004 : as the Best Mutual Fund 2003

INVESTMENT IN MUTUAL FUND CONTAINS RISKS. PRIOR TO INVESTING IN MUTUAL FUND, INVESTOR MUST READ AND UNDERSTAND THE FUND PROSPECTUS. PAST PERFORMANCE DOES NOT INDICATE FUTURE PERFORMANCE.

This report has been prepared by PT Schroder Investment Management Indonesia for information purpose only. It should not be considered as an offer to sell, or a solicitation of an offer to buy. All reasonable care has been taken to ensure that the information contained herein is not untrue or misleading, but no representation is made as to its accuracy or completeness, no reliance should be placed on it and no liability is accepted for any loss arising from reliance on it. From time to time, PT Schroder Investment Management Indonesia, its affiliated companies and any of its or their officers may have an interest in any transaction, securities or commodities referred to in this report. Also PT Schroder Investment Management Indonesia or its affiliated companies, may perform services, for, or solicit business from, any company referred to in this report. Past performance is not necessarily a guide to future performance, the price of units may go down as well as up and cannot be guaranteed. Investors should read the prospectus before investing.