

Important Information:

1. The fund invests primarily in Asian equities and Asian fixed income securities which aim to offer attractive yields and sustainable dividend payments. The fund will have limited Renminbi (RMB) denominated underlying investments.
2. The fund invests in equity would subject to equity investment risk.
3. The fund investment in fixed income securities may be subject to credit and counterparty, credit rating risk, etc. The fund investment in below investment grade and/or unrated debt securities may be subject to higher degree of the above risks.
4. The fund's investment in emerging and less developed markets may be subject to significant risks such as ownership and custody risks, political and economic risks, market and settlement risks, etc.
5. The fund may invest into investments denominated in currencies other than the fund's base currency and subject to currency and exchange risk. If the investor's based currency is a different currency than the share class's currency being invested in, the investor needs to carry out conversion and would involve conversion costs. RMB is currently not freely convertible. There is no assurance that RMB will not be subject to devaluation.
6. The fund may invest in derivatives for hedging purposes. In adverse situations, the fund's use of derivatives may become ineffective in hedging and the fund may suffer significant losses. Risks associated with derivatives include counterparty risk, credit risk and liquidity risk. Such exposure may lead to a high risk of capital loss.
7. In respect of the distribution units, the manager will declare and pay monthly distributions. However, the distribution rate is not guaranteed. Distribution yield is not indicative of the return of the fund. Distribution may be paid from capital of the fund. Investors should note that where the payment of distributions are paid out of capital, this represents and amounts to a return or withdrawal of part of the amount you originally invested or capital gains attributable to that and may result in an immediate decrease in the value of units.


You should not make any investment decision solely based on this document. Please read the relevant offering document carefully for further fund details including risk factors.

Schroders

Schroder Asian
Asset Income Fund

Tap into sound opportunities

31 August 2020



Get On The Right Track

How can investors best tap into the investment opportunities in Asia whilst coping with the ever changing market environment?

The Schroder Asian Asset Income Fund has been designed to capture the income and growth opportunities wherever they are in Asia, whilst also actively managing potential risks and volatility which is particularly important now, given the current turbulent markets. Having launched in 2011, the strategy is tried and tested across a full market cycle.

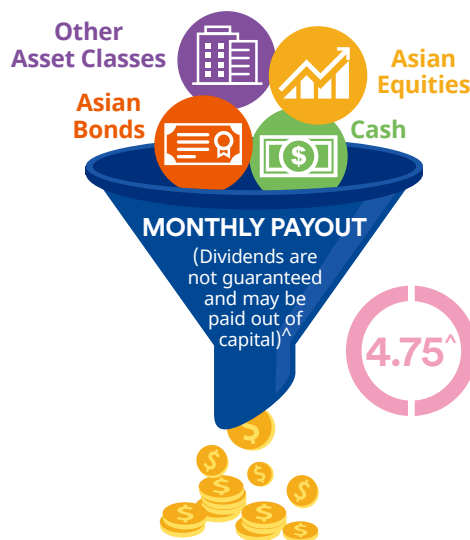
Why invest in the Schroder Asian Asset Income Fund?

Stable Income Stream

The fund invests in high quality Asian businesses, which have proven track records of generating sustainable cash flows, giving the fund a reliable income stream. This is particularly important now, given the current heightened market volatility, lower interest rate environment and downward pressure on yields.

The fund derives its income from multiple sources such as dividend yielding Asian equities, Asian bonds and cash. This fund makes available multiple currencies and monthly distributing share classes (Dividends are not guaranteed and may be paid out of capital)[^] to cater to different needs. The monthly payout is variable.

For more information on the historical monthly dividend records, please refer to our fund dividend page in Schroders website.

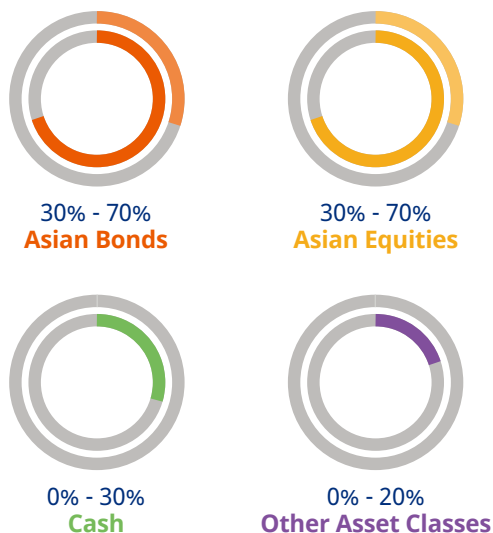


A Distribution unit class (Applicable to A Dis USD and HKD classes) historical payout of 4.75% p.a. (as at 26 August 2020)[^]

Active Asset Allocation Improves Potential Returns And Manages Risks

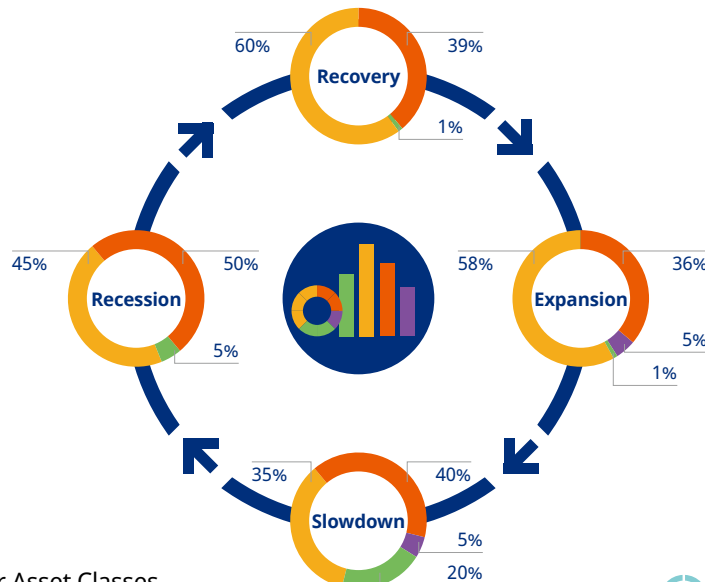
The fund's flexible approach to investing within and across different asset classes aims to deliver more consistent returns during all phases of the economic cycle. The investment team can increase equity exposure to enhance returns as opportunities arise, and hold government bonds and cash to manage risk when they feel a more defensive stance is required.

The fund is dynamically managed across:



Legend: Asian Bonds (Orange), Asian Equities (Yellow), Cash (Green), Other Asset Classes (Purple)

Economic Cycle



Source: Schroders. For illustration purposes only. The fund's actual investments may differ from the model portfolio.

Schroder Asian Asset Income Fund

Fund features

- A Distribution unit class offers a monthly payout (Distribution rate is not guaranteed, and payment of distributions could be paid out from capital)[^]
- Capture Asia's strong growth potential through investment in Asian high dividend yielding equities and high yield bonds
- Enjoy the capital growth potential of other assets
- Active asset allocation to manage risk

Distribution policy and frequency

Unit classes	ISIN code	Bloomberg ticker	Distribution policy	Distribution frequency
A Dis - HKD	HK0000081908	SCAAHAD HK	Variable	Monthly
A Dis - USD	HK0000081932	SCAAUAD HK	Variable	Monthly
A Dis - AUD Hedged	HK0000126141	SCAAIAA HK	Variable	Monthly
A Dis - RMB Hedged	HK0000169232	SCAAHR HK	Variable	Monthly
A Dis - GBP Hedged	HK0000311743	SCAADHG HK	Variable	Monthly
A Acc - HKD	HK0000081841	SCAAHAA HK	N/A	N/A
A Acc - USD	HK0000081874	SCAAUAA HK	N/A	N/A
A Acc - GBP Hedged	HK0000311750	SCAAAHG HK	N/A	N/A

Dividend distribution record[^]

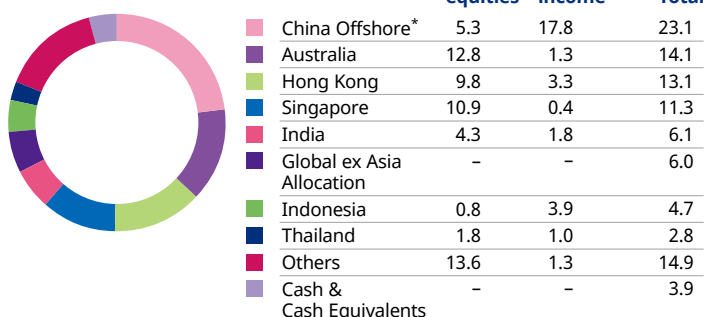
Unit classes	Distribution per unit	Price on record date (26/08/2020)
A Dis - HKD	0.380511	96.1373
A Dis - USD	0.038233	9.6598
A Dis - AUD Hedged	0.035256	8.9075
A Dis - RMB Hedged	0.493312	91.0673
A Dis - GBP Hedged	0.034475	9.1933

Upcoming distribution record date

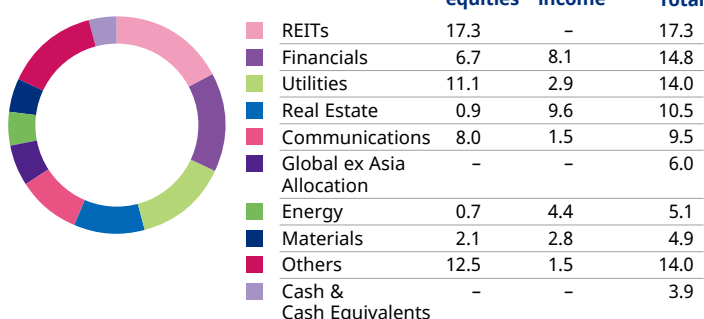
23/09/2020	28/10/2020	24/11/2020
------------	------------	------------

Note: The distribution record date may subject to change.

Geographical allocation* (%)



Sector allocation* (%)



Top holdings

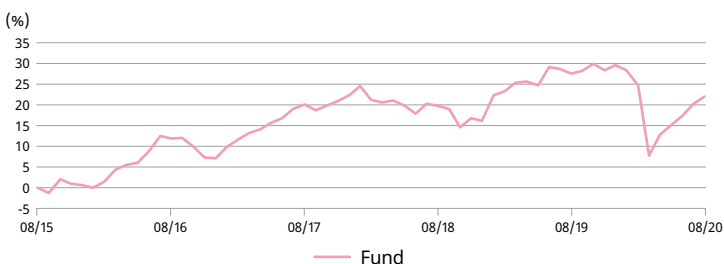
Equity	Holdings (%)
HK Electric Investments Units Ltd	2.6
AusNet Services Ltd	2.3
Ascendas Real Estate Investment Trust	1.6
Mapletree North Asia Commercial Trust	1.6
Mapletree Commercial Units Trust	1.6

Fixed income	Holdings (%)
Shinhan Bank T2 3.875% 24/03/2026 Reg-S (Sub)	0.5
CK Hutchison International (17) Lt 3.5% 05/04/2027 Reg-S (Senior)	0.4
CNAC HK Finbridge Co Ltd. 3.875% 19/06/2029 Reg-S (Senior)	0.4
Tencent Holdings Ltd 3.595% 19/01/2028 Reg-S (Senior)	0.4
China Cinda Finance (2017) I Ltd 4.1% 09/03/2024 Reg-S (Senior)	0.4

Fund performance

Cumulative performance (%)	YTD	3-mth	1Yr	3Yrs	5Yrs	Since Inception
Fund	-5.8	6.2	-4.3	1.7	22.0	52.3

Annual performance (%)	2019	2018	2017	2016	2015
Fund	11.6	-5.1	14.1	6.5	-3.4



Source: Morningstar

Key information

Fund objective	To provide income and capital growth over the medium to longer term by investing primarily in Asian equities and Asian fixed income securities.
Unit NAV (class A Acc)	HKD 152.3428
Hi/Lo (past 12 mths, class A Acc)	HKD 164.6586/125.6571
Base currency	HKD
Fund manager	Asia Multi-Asset Team led by Patrick Brenner
Launch date	27/06/2011
Fund size (million)	HKD 29,498.31
Initial charge up to (class A)	5%
Management fee (class A)	1.25% p.a.
Dealing frequency	Daily
Reference benchmark	50% MSCI AC Asia Pacific ex Japan Index and 50% JP Morgan Asia Credit Index
Financial year end	30/6

* Percentages of allocation may not sum up to 100% due to rounding issue. The "Others" asset type may include equity and fixed income futures, if held by the fund.

[^] In respect of the distribution units, the manager will declare and pay monthly distributions. However, the distribution rate is not guaranteed. Distribution yield is not indicative of the return of the fund. Distribution may be paid from capital of the fund. Investors should note that where the payment of distributions are paid out of capital, this represents and amounts to a return or withdrawal of part of the amount you originally invested or capital gains attributable to that and may result in an immediate decrease in the value of units.

* Includes a small amount of indirect investment in mainland China.

All fund information as at 31/08/2020. Source: Schroders unless stated otherwise. Fund performance based on Class A Accumulation; NAV-NAV in HKD with net income re-invested, net of fees. The fund size quoted includes all classes of the fund. Performance is calculated from the share class's since launch date (27/06/2011).

Investment involves risks. Past performance is not indicative of future performance. Please refer to the relevant offering documents for fund details including risk factors.

This material, including the website, is issued by Schroder Investment Management (Hong Kong) Limited and has not been reviewed by the SFC.

Management Company: Schroder Investment Management (Hong Kong) Limited, Level 33, Two Pacific Place, 88 Queensway, Hong Kong.

Supervisory Authority: Securities and Futures Commission, 35/F, Cheung Kong Centre, 2 Queen's Road Central, Hong Kong.