

Important Information:

1. The fund invests primarily in Chinese equities and fixed income securities.
2. The fund is exposed to equity investment risk. The fund's asset allocation strategy may incur greater transaction costs and there is no assurance that such strategy will be successful.
3. The fund investment in fixed income securities may be subject to credit and counterparty, credit rating risk, etc. The fund investment in below investment grade and/or unrated debt securities may be subject to higher degree of the above risks.
4. The fund invests in PRC and may be subject to change in political, social and economic risk, liquidity and volatility risk, etc.
5. The fund may invest in derivatives and subject to risks associated with derivatives.
6. In respect of the distribution units, the manager will declare and pay monthly distributions. However, the distribution rate is not guaranteed. Distribution yield is not indicative of the return of the fund. Distribution may be paid from capital of the fund. Investors should note that where the payment of distributions are paid out of capital, this represents and amounts to a return or withdrawal of part of the amount you originally invested or capital gains attributable to that and may result in an immediate decrease in the value of units.

You should not make any investment decision solely based on this document. Please read the relevant offering document carefully for further fund details including risk factors.

Schroders

**Schroder China
Asset Income Fund**

**Coast through China's investment
highway of multi-asset opportunities**

30 September 2020



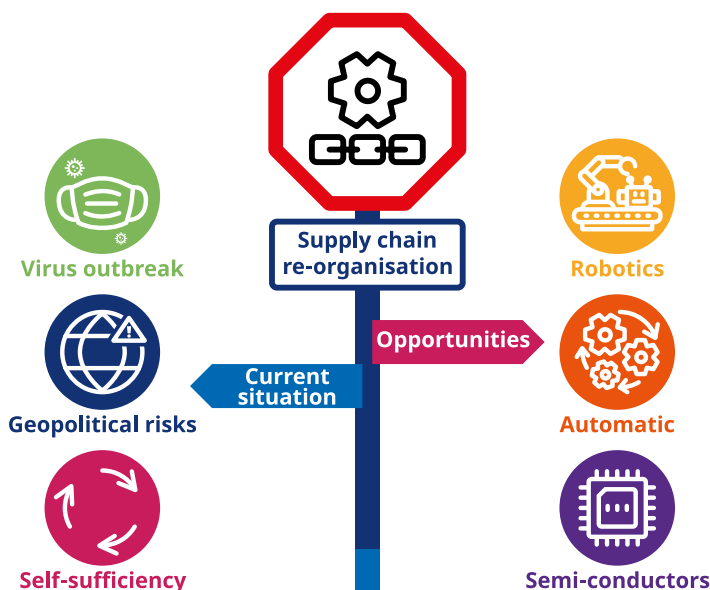
Why invest in the Schroder China Asset Income Fund?

Capitalise on the post-coronavirus growth opportunities in China

The dynamic, fast-changing equity market in China offers investors ample unique investment opportunities to capture the growth potential of existing investment trends and those that have emerged after the Covid-19 outbreak.

For example, China is already one of the markets with the fastest-growing online retail penetration. The acceleration and evolution of the country's e-commerce ecosystem in the post Covid-19 era are set to prompt more investment ideas. The re-organisation of supply chains, amid rising geopolitical risks, the disruption from the virus outbreak and the growing importance of self-sufficiency for many of the industries in China, is also bringing forth a lot of new opportunities, such as production automation, robotics and semiconductors, to name but a few.

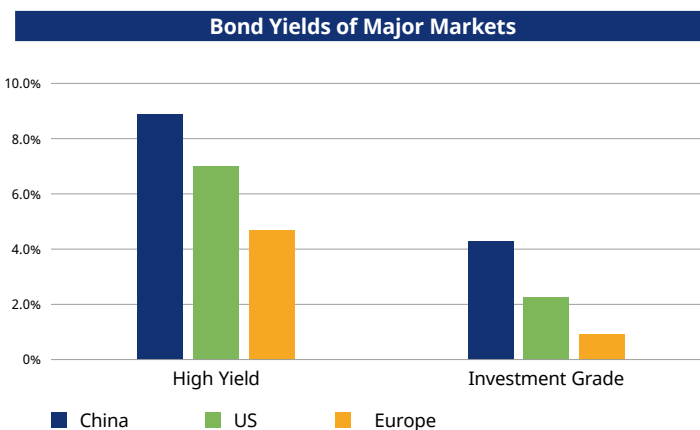
Our dynamic focus helps us identify these evolving trends early on and capitalise on these growth opportunities across different industries and sectors in China.



Attractive yields from the China bond market

Apart from equities, the country's fixed income market also offers growth potential. The Chinese onshore bond market is the world's second largest by market value, while the offshore Chinese US Dollar corporate bond market is also the largest within the Asian universe, providing a lot of interesting opportunities for income-seeking investors.

While yields in other developed markets are hitting new lows, Chinese debts are offering relatively attractive yields. Its diverse universe of income opportunities, both onshore and offshore, also offers diversification. The inclusion of its domestic bond market in major global bond indices will likely fuel investors' interest in the market going forward.




Source: Bloomberg, as of June 2020

China High Yield (HY): ICE BofA Asian Dollar High Yield Corporate China Issuers Index; Asia HY: ICE BofA Asian Dollar High Yield Corporate Index; US HY: ICE BofA US High Yield Index; Europe HY: ICE BofA Euro High Yield Index

China Investment Grade (IG): JACI China Investment Grade Index; Asia IG: ICE BofA Asian Dollar IG Corporate Index; US IG: ICE BofA US Corporate Index; Europe IG: ICE BofA Euro Corporate Index

Active asset allocation with risk management

The fund's active asset allocation between Chinese equities (30-70%), Chinese bonds (30-70%), other asset classes (0-20%) and cash (0-30%)~ aims to capture growth and income opportunities in China. We will also actively manage the exposures to onshore equities and fixed income to take advantage of the growth potential of onshore assets. In addition, risk management on currency and interest rates is implemented from time to time with the aim to reduce potential losses during difficult markets.



Source: Schroders.

Regular monthly payout^

With zero or even negative interest rates, income on assets will continue to be one of the important components of investors' returns. The fund offers investors a regular monthly payout^, backed by a sustainable stream of income mainly from the fixed income portfolio, and to a lesser extent from the equities in the fund.

~ The exact asset allocation may deviate from the range mentioned above without prior notice to investors, please refer to the relevant offering document for details.

Schroder China Asset Income Fund

Fund features

- A distribution unit class offers a monthly payout (distribution rate is not guaranteed, and payment of distributions could be paid out from capital)[^]
- Capture China's capital growth potential
- A comprehensive approach to investing in China
- Active asset allocation with risk management

Available unit classes and distribution frequency

Unit classes	ISIN code	Bloomberg ticker	Distribution frequency
A Dis - HKD	HK0000301405	SCAIADH HK	Monthly
A Dis - USD	HK0000301421	SCAIADU HK	Monthly
A Dis - RMB Hedged	HK0000301447	SCAIADR HK	Monthly
A Dis - AUD Hedged	HK0000301439	SCAIADA HK	Monthly
A Acc - HKD	HK0000301397	SCAIAAH HK	N/A
A Acc - USD	HK0000301413	SCAIAAU HK	N/A

Dividend distribution record[^]

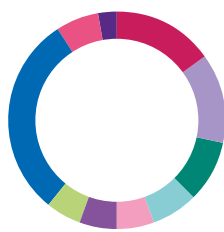
Unit classes	Distribution per unit	Price on record date (23/09/2020)
A Dis - HKD	0.321170	128.4682
A Dis - USD	0.032131	12.8522
A Dis - AUD Hedged	0.031945	12.7779
A Dis - RMB Hedged	0.507999	128.3475

Upcoming distribution record date

28/10/2020	24/11/2020	30/12/2020
------------	------------	------------

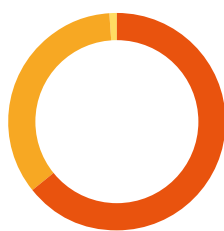
Note: The distribution record date may subject to change.

Sector breakdown[#]



	Equities	Fixed income	Total
Consumer Discretionary	13.5	1.7	15.2
Real Estate	1.4	11.9	13.3
Information Technology	8.8	0.3	9.1
Industrials	5.1	1.8	6.9
Communications Services	4.9	0.8	5.7
Sovereign	-	5.6	5.6
Hedges/Tactical Allocation	5.3	-	5.3
Others	15.1	14.8	29.9
Other Asset Classes	-	-	6.4
Cash	-	-	2.6

Currency breakdown[#] (Net)



	Weights (%)
HKD/USD	65.6
RMB	35.4
Other	-1.0

Top holdings

China equity	Weights (%)
Tencent Holdings Ltd	3.2
Invesco China Technology ETF	2.0
Alibaba Group Holding ADR	1.9
Meituan Dianping	1.7
Alibaba Group Holding Ltd	1.7

China fixed income	Weights (%)
China Peoples Republic of (Governm 3.57% 22/06/2024)	0.9
China Peoples Republic of (Governm 3.29% 23/05/2029)	0.7
Wharf REIC Finance BVI Ltd 3.7% 16/07/2025 (Senior)	0.6
China Peoples Republic of (Governm 3.39% 16/03/2050)	0.5
Agricultural Development Bank of C Nondmuni 2.25% 22/04/2025 0.5	

Asset allocation range and current allocation

Asset type	Allocation range	Breakdown	Current allocation	Total current allocation
Equities	30-70%	Offshore Equities (H shares/Overseas)	27.8%	54.1%
		Onshore Equities	21.0%	
		Hedges/Tactical Allocation	5.3%	
Fixed Income	30-70%	Offshore Fixed Income	24.4%	36.9%
		Onshore Fixed Income	12.5%	
Others	0-20%	—	—	6.4%
Asset Classes				
Cash	0-30%	—	—	2.6%

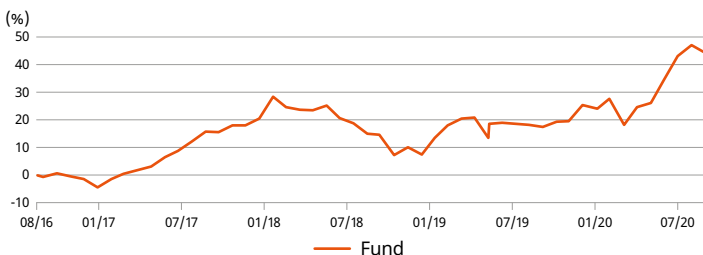
Bond information of current portfolio

Duration (RMB)	0.9 year
Duration (USD)	1.7 year
Average credit rating	BBB
Investment grade/high yield & non-rated split	26.0%/10.8%

Fund performance

Cumulative performance (%)	YTD	3-mth	1Yr	3Yrs	5Yrs	Since inception
Fund	15.2	7.4	23.0	24.9	N/A	44.5

Annual performance (%)	2019	2018	2017	2016
Fund	16.6	-10.8	26.1	-4.3



Source: Morningstar

Key information

Fund objective	To provide income and capital growth by investing primarily in Chinese equity and fixed income securities.
Unit NAV (class A Acc)	HKD 144.4675
Hi/Lo (past 12 mths, class A Acc)	HKD 149.3504/113.1309
Base currency	HKD
Fund manager	Asia Multi-Asset Team led by Patrick Brenner
Launch date	18/08/2016
Fund size (million)	HKD 4,026.80
Initial charge up to (class A)	5%
Management fee (class A)	1.5% p.a.
Dealing frequency	Daily
Financial year end	30/6

[#] Percentages of allocation may not sum up to 100% due to rounding issue.

[^] In respect of the distribution units, the manager will declare and pay monthly distributions. However, the distribution rate is not guaranteed. Distribution yield is not indicative of the return of the fund. Distributions may be paid from capital of the fund. Investors should note that where the payment of distributions are paid out of capital, this represents and amounts to a return or withdrawal of part of the amount you originally invested or capital gains attributable to that and may result in an immediate decrease in the value of units.

All fund information as at 30/09/2020. Source: Schroders unless stated otherwise. Fund performance based on class A Acc, NAV-NAV in HKD with net income re-invested, net of fees. The fund size quoted includes all classes of the fund. Performance is calculated from the share class's since launch date (18/08/2016).

Investment involves risks. Past performance is not indicative of future performance. Please refer to the relevant offering documents for fund details including risk factors. This material, including the website, is issued by Schroder Investment Management (Hong Kong) Limited and has not been reviewed by the SFC.

Management Company: Schroder Investment Management (Hong Kong) Limited, Level 33, Two Pacific Place, 88 Queensway, HK.

Supervisory Authority: Securities and Futures Commission, 35/F, Cheung Kong Centre, 2 Queen's Road Central, Hong Kong.