

Schroder International Selection Fund QEP Global Blend

I Accumulation Share Class

Fund Launch Date

29 February 2012

Total Fund Size (Million)

USD 314.9

Share Price End of Month (USD)

162.82

Total number of holdings

489

Index

MSCI AC World TR Net

Fund Manager

QEP Investment Team

Managed fund since

29 February 2012

Essential Statistics over 3 years

	Fund	Index
Annual Volatility (%)	10.7	10.9
Alpha (%)	-1.6	---
Beta	0.9	---
Information Ratio	-0.7	---
Sharpe Ratio	0.5	0.7
Predicted Tracking Error (%)	1.8	---

The above ratios are based on bid to bid price based performance data.

Financial Ratios

	Fund	Index
P/Book Value	2.1	2.2
P/E Ratio	13.5	16.9
Predicted P/E Ratio	12.6	15.1
ROE (%)	18.4	15.6
Dividend Yield (%)	3.2	2.7
3 Year Earnings Growth (%)	10.9	10.4

These financial ratios refer to the average of the equity holdings contained in the fund's portfolio and in the index (if mentioned) respectively.

Investment Objective and Policy

The fund aims to provide capital growth and income by investing in equities of companies worldwide.

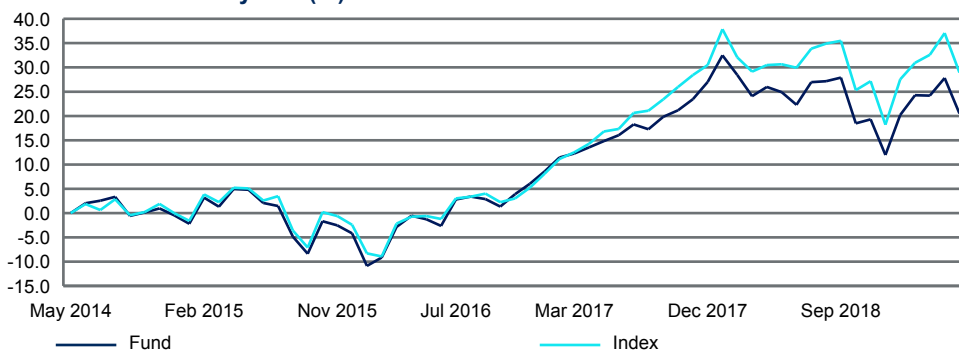
The fund invests at least two-thirds of its assets in a diversified portfolio of equities of companies worldwide. The fund focuses on companies that have certain "Value" and/or "Quality" characteristics. Value means looking at indicators such as cash flows, dividends and earnings to identify securities which the manager believes have been undervalued by the market. Quality means looking at indicators such as a company's profitability, stability and financial strength. The fund is managed with reference to material environmental, social and governance factors. This means issues such as climate change, environmental performance, labour standards or board composition that could impact a company's value may be considered in the assessment of companies. The fund may use derivatives with the aim of achieving investment gains, reducing risk or managing the fund more efficiently. The fund may also hold cash.

Performance Analysis

Performance (%)	1 month	3 months	6 months	YTD	1 year	3 years	5 years	Since Launch
Fund	-5.7	-3.0	1.0	7.6	-3.5	22.1	20.5	62.8
Index	-5.9	-1.5	1.4	9.1	-1.3	29.7	28.9	72.4

Discrete Yearly Performance (%)	Q1/2018 - Q1/2019	Q1/2017 - Q1/2018	Q1/2016 - Q1/2017	Q1/2015 - Q1/2016	Q1/2014 - Q1/2015
Fund	0.1	10.5	15.6	-4.1	4.3
Index	2.7	14.8	15.0	-4.3	5.4

Performance over 5 years (%)



The return received may rise or fall as a result of currency fluctuations.

Past performance is not a reliable indicator of future results, prices of shares and the income from them may fall as well as rise and investors may not get back the amount originally invested.

The fund is not managed with reference to a benchmark but its performance may be measured against one or more.

All fund performance data are on a NAV to NAV basis, net income reinvested. Data is not available for the time periods with no % growth stated. In case a share class is created after the fund's launch date, a simulated past performance is used, based upon the performance of an existing share class within the fund, taking into account the difference in the ongoing charges and the portfolio transaction costs, and including the impact of any performance fees if applicable.

Some performance differences between the fund and the index may arise because the fund performance is calculated at a different valuation point from the index. On 03/09/2012, the Fund, previously named Schroder ISF QEP Global Dynamic Blend, changed its name to Schroder ISF QEP Global Blend. Source: Schroders

Risk Considerations

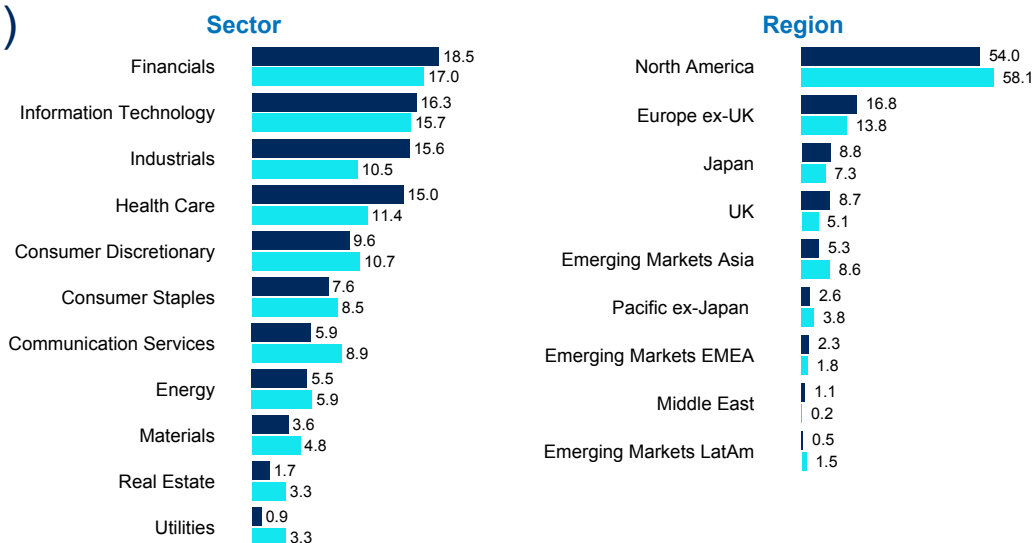
- China country risk: Changes in China's political, legal, economic or tax policies could cause losses or higher costs for the fund.
- Counterparty risk: The counterparty to a derivative or other contractual agreement or synthetic financial product could become unable to honour its commitments to the fund, potentially creating a partial or total loss for the fund.
- Currency risk: The fund can be exposed to different currencies. Changes in foreign exchange rates could create losses.
- Derivatives risk: A derivative may not perform as expected, and may create losses greater than the cost of the derivative.
- Emerging markets & frontier risk: Emerging markets, and especially frontier markets, generally carry greater political, legal, counterparty and operational risk.
- Equity risk: Equity prices fluctuate daily, based on many factors including general, economic, industry or company news.
- Leverage risk: The fund uses derivatives for leverage, which makes it more sensitive to certain market or interest rate movements and may cause above-average volatility and risk of loss.
- Liquidity risk: In difficult market conditions, the fund may not be able to sell a security for full value or at all. This could affect performance and could cause the fund to defer or suspend redemptions of its shares.
- Operational risk: Failures at service providers could lead to disruptions of fund operations or losses.
- Capital risk / distribution policy: the expenses of this share class are paid out of capital rather than out of investment income. Capital growth will be reduced and in periods of low growth capital erosion may occur.

Holdings Analysis

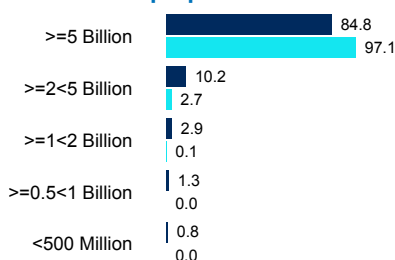
Top 10 Holdings	Sector	% NAV
1. Roche Holding	Health Care	1.1
2. Novartis	Health Care	1.0
3. Bristol-Myers Squibb	Health Care	1.0
4. Cognizant Technology Solutions	Information Technology	1.0
5. Amgen	Health Care	1.0
6. eBay	Consumer Discretionary	1.0
7. AbbVie	Health Care	1.0
8. GlaxoSmithKline	Health Care	1.0
9. Astellas Pharma	Health Care	1.0
10. Central Japan Railway	Industrials	1.0
	Total	10.1

Asset Allocation (%)

■ Fund
■ Index



Market Cap Split



Source: Schroders

Information

Schroder Investment Management (Europe) S.A.
 5, rue Höhenhof
 1736 Senningerberg
 Luxembourg
 Tel.: (352) 341 342 212
 Fax: (352) 341 342 342
 For your security, communications may be taped or monitored.

SEDOL	Accumulation
Bloomberg	B3SH5N1
Reuters	SQGDBIU:LX
ISIN	LU0740768667.LUF
Fund Base Currency	LU0740768667
Dealing Frequency	USD
Max. Entry Charge	Daily (13:00 CET)
Ongoing Charges (latest available)	0.00 % of gross investment amount
Minimum Investment Amount	0.07 %
	EUR 5 000 000 or USD 5 000 000 or their near equivalent in any other freely convertible currency. The minimum subscription amount may be waived at the Directors' discretion.



Morningstar Ratings are sourced from Morningstar.

© 2019 Morningstar. All Rights Reserved. The information contained herein: (1) is proprietary to Morningstar and/or its content providers; (2) may not be copied or distributed; and (3) is not warranted to be accurate, complete or timely. Neither Morningstar nor its content providers are responsible for any damages or losses arising from any use of this information. Past performance is no guarantee of future results. For more detailed information about Morningstar's Analyst Rating, including its methodology, please go to: <http://corporate.morningstar.com/us/documents/MethodologyDocuments/AnalystRatingforFundsMethodology.pdf>. For disclosure and detailed information about this fund please refer to full Morningstar Global Fund Report that can be accessed here <http://essentials.morningstar.com/file/downloadEuAnalystRatingReport?IsUKCOUNTRY=false&univ=FO&isFullReport=true&msgType=514.639&Mstarid=F00000NRH5&countryId=LUX&languageId=EN> Please note that information is currently only available in English.

Schroder International Selection Fund QEP Global Blend

Third party data is owned or licensed by the data provider and may not be reproduced or extracted and used for any other purpose without the data provider's consent. Third party data is provided without any warranties of any kind. The data provider and issuer of the document shall have no liability in connection with the third party data. The Prospectus and/or www.schroders.com contain additional disclaimers which apply to the third party data.

This document does not constitute an offer to anyone, or a solicitation by anyone, to subscribe for shares of Schroder International Selection Fund (the "Company"). Nothing in this document should be construed as advice and is therefore not a recommendation to buy or sell shares. Subscriptions for shares of the Company can only be made on the basis of its latest Key Investor Information Document and prospectus, together with the latest audited annual report (and subsequent unaudited semi-annual report, if published), copies of which can be obtained, free of charge, from Schroder Investment Management (Europe) S.A. The Company is a Luxembourg-registered UCITS recognised in the UK under Section 264 of the Financial Services and Markets Act 2000. There will be no right to cancel any agreement to purchase shares under section 6.7 of the UK Financial Services Conduct of Business Sourcebook. All or most of the protection provided by the UK regulatory system does not apply to investments in the Company and compensation will not be available under the UK Financial Services Compensation Scheme. An investment in the Company entails risks, which are fully described in the prospectus.

This document is issued by Schroder Investment Management (Europe) S.A., 5, rue Höhenhof, L-1736 Senningerberg, Luxembourg. Registered No. B 37.799. Approved for issue in the UK by Schroder Investment Management Limited, 1, London Wall Place, London EC2Y 5AU. Authorised and regulated by the Financial Conduct Authority. Schroders has expressed its own views and opinions in this document and these may change.