

## Company Investment Objectives and Policy

The principal investment objective of the Company is to achieve capital growth from an actively managed portfolio principally comprising securities listed on the Japanese stock markets, with the aim of achieving growth in excess of the TSE First Section Total Return Index in sterling over the longer term.

Relevant risk as associated with this Company are shown overleaf and should be carefully considered before making any investment. The latest Annual Report includes the investment policy which you should read in conjunction with the KIID before investing, these are available on our Schroders website.

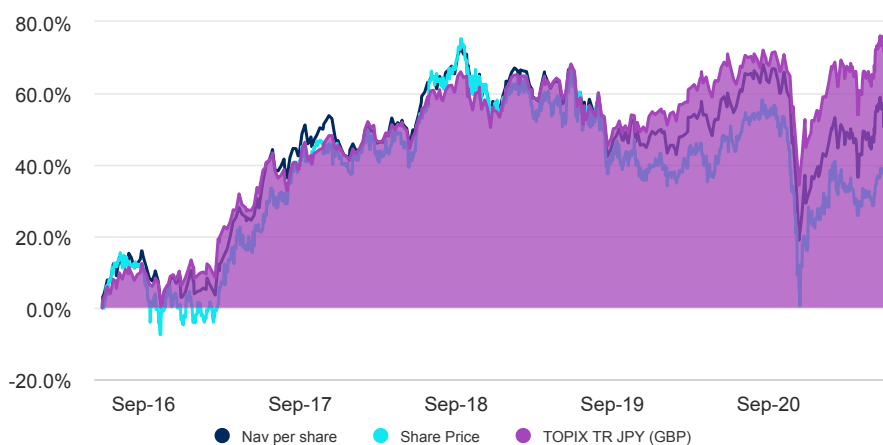
## Performance

Performance (%)	YTD	1 month	3 months	6 months
Share Price	-10.2	5.1	2.0	16.1
Net Asset Value	-5.9	4.7	2.3	13.2
Benchmark	1.9	5.4	2.8	14.8

Performance (%)	1 year	3 years p.a.	5 years p.a.	10 years p.a.
Share Price	-6.7	-1.5	6.6	9.8
Net Asset Value	-3.5	0.5	8.8	9.7
Benchmark	2.4	4.9	11.4	8.9

Performance (%)	Q4/2015 - Q3/2016	Q4/2016 - Q3/2017	Q4/2017 - Q3/2018	Q4/2018 - Q3/2019	Q4/2019 - Q3/2020
Share Price	21.5	18.2	14.7	-10.5	-6.7
Net Asset Value	28.3	16.9	11.4	-5.6	-3.5
Benchmark	32.2	12.6	13.0	-0.3	2.4

## Performance over 5 years



Past Performance is not a guide to future performance and may not be repeated. The value of investments and the income from them may go down as well as up and investors may not get back the amounts originally invested. Exchange rate changes may cause the value of any overseas investments to rise or fall. Some performance differences between the company and the index may arise because the company performance is calculated at a different valuation point from the index. Source: Morningstar, net income reinvested, net of ongoing charges and portfolio costs and where applicable, performance fees, in GBP. The five year performance chart above reflects ex income performance. We have reflected cum income up to 10 years in the tables above.

## Company facts

Fund manager	Masaki Taketsume
Managed company since	01.07.2019
Alternative investment company	Schroder Unit Trusts Limited
Domicile	United Kingdom
Company launch date	11.07.1994
Company base currency	GBP
NAV (Million)	GBP 253.26
Number of holdings	71
Benchmark	TOPIX TR JPY (GBP)
Share Price	GBX 176.50
NAV per Share	GBX 210.19
Premium/Discount to NAV	-16.03%
Distribution frequency	Annually
Gearing	12.26%
Pay Dates	11.11.2019 - GBX 4.70 09.11.2018 - GBX 4.00 06.11.2017 - GBX 3.50 07.11.2016 - GBX 2.80
Ex-Dates	17.10.2019 ; 18.10.2018 ; 12.10.2017 ; 13.10.2016
Dividend Yield (%)	2.7

## Fees & expenses


Ongoing charge	1.03%
----------------	-------

## Codes

ISIN	GB0008022849
Bloomberg	SJGFF US
SEDOL	0802284
LSE ticker	SJGFF

Where gearing is shown as negative, this reflects net cash.

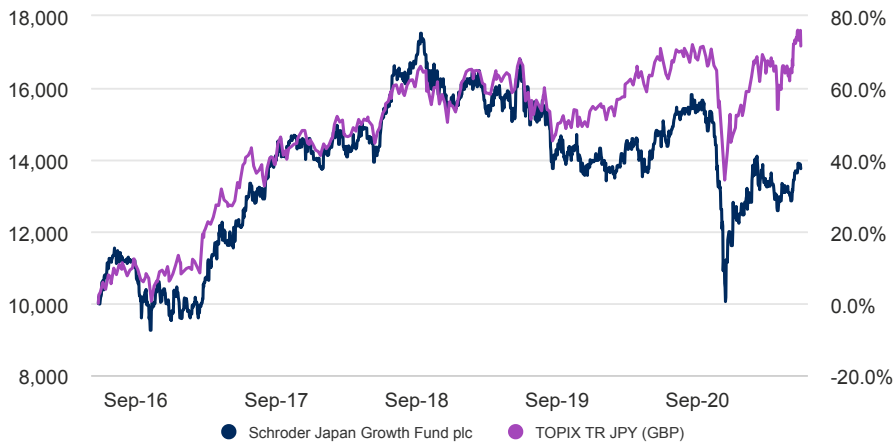
## Ratings and accreditation



Please refer to the Important information section for the disclosure. The above are external ratings and the internal ESG accreditation.

Income GBP | Data as at 30.09.2020

### 5 year return of GBP 10,000



**Past Performance is not a guide to future performance and may not be repeated. The value of investments and the income from them may go down as well as up and investors may not get back the amounts originally invested. Exchange rate changes may cause the value of any overseas investments to rise or fall.**

The chart is for illustrative purposes only and does not reflect an actual return on any investment.

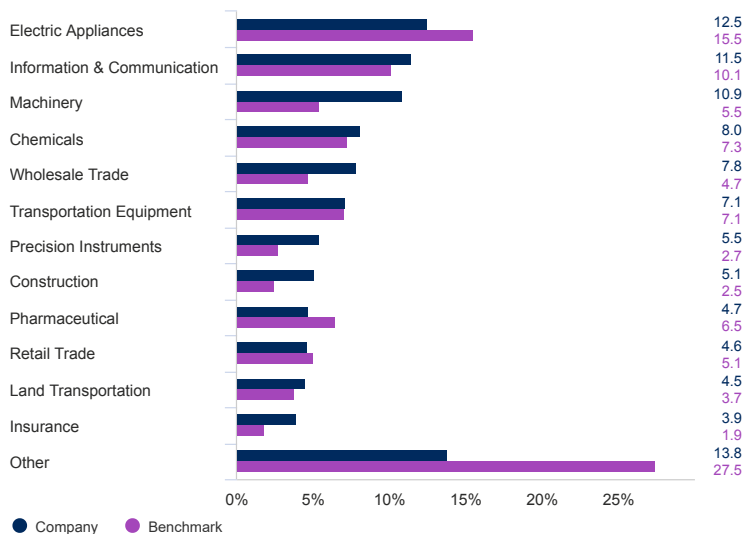
Returns are based on the share price. Share price performance figures are calculated on a mid-market basis in GBP with income reinvested on the ex-dividend date.

### Risk considerations

The Company can be exposed to different currencies. Changes in foreign exchange rates could create losses. The Company may be concentrated in a limited number of geographical regions, industry sectors, markets and/or individual positions. This may result in large changes in the value of the company, both up or down, which may adversely impact the performance of the company. The Company may borrow money to invest in further investments, this is known as gearing. Gearing will increase returns if the value of the investments purchased increase in value by more than the cost of borrowing, or reduce returns if they fail to do so.

### Asset allocation

#### Sector (%)



#### Top 10 holdings (%)

Holding name	%
Toyota Motor Corp	4.8
Hoya Corp	3.4
Recruit Holdings Co Ltd	3.4
SMC Corp/Japan	3.3
Sumitomo Mitsui Financial Group Inc	3.2
Nippon Telegraph & Telephone Corp	3.2
Disco Corp	2.8
Tokio Marine Holdings Inc	2.8
Santen Pharmaceutical Co Ltd	2.5
Nomura Research Institute Ltd	2.5

Source: Schroders. Top holdings and asset allocation are at company level. Liquid Assets contain cash, deposits and money market instruments, which are respectively not part of the core investment objective and policy. The commitment linked to the equity index futures contracts, if present, is deducted from cash.

## Contact information

---

Schroder Unit Trusts Limited  
1 London Wall Place  
London  
United Kingdom  
EC2Y 5AU  
Tel: 0800 182 2399  
Fax: 0333 207 4504

For your security, communications may be taped or monitored.

## Important information

---

The Board has appointed Schroder Unit Trusts Limited as Alternative investment manager, and to prepare this Factsheet. This factsheet should not be taken as any indication the Company held any particular investments at any particular date other than the stated date. Nothing in this factsheet should be construed as advice and is therefore not a recommendation to buy or sell shares. If you are interested in this Company you should contact your usual financial adviser before making any investment decision. In addition you can contact one of our Investor Services team on 0800 182 2399 for further information. Please note that Schroders is unable to give you specific investment advice. For investors' security calls to this number may be recorded. The data contained in this document has been sourced by Schroders and should be independently verified before further publication or use. Issued by Schroder Unit Trusts Limited, 1 London Wall Place, London EC2Y 5AU. Registered No: 4191730 England. Authorised and regulated by the Financial Conduct Authority.

\* Morningstar Rating: © Morningstar 2020. All Rights Reserved. The information contained herein: (1) is proprietary to Morningstar and/or its content providers; (2) may not be copied or distributed; and (3) is not warranted to be accurate, complete or timely. Neither Morningstar nor its content providers are responsible for any damages or losses arising from any use of this information. Past performance is no guarantee of future results.

### \*\* Sustainability Accreditation

Our Schroders Sustainability Accreditation aims to help investors distinguish how we consider Environmental, Social and Governance ("ESG") factors across our products. This fund has been awarded an Integrated accreditation. ESG factors are embedded into the investment process and can be clearly evidenced. There is a strong commitment to stewardship and company engagement.