

A Accumulation USD | Data as at 31.12.2019

Fund objectives and investment policy

The fund aims to provide capital growth and income by investing in equities of companies in emerging market countries.

The fund invests at least two-thirds of its assets in a diversified portfolio of equities of companies in emerging market countries. The fund focuses on companies that have certain "Value" and/or "Quality" characteristics. Value means looking at indicators such as cash flows, dividends and earnings to identify securities which been undervalued by the market. Quality means looking at indicators such as a company's profitability, stability and financial strength. The fund is managed with reference to material environmental, social and governance factors. This means issues such as climate change, environmental performance, labour standards or board composition that could impact a company's value may be considered in the assessment of companies. The fund may use derivatives with the aim of achieving investment gains, reducing risk or managing the fund more efficiently. The fund may also hold cash.

Relevant risk as associated with this Fund are shown overleaf and should be carefully considered before making any investment.

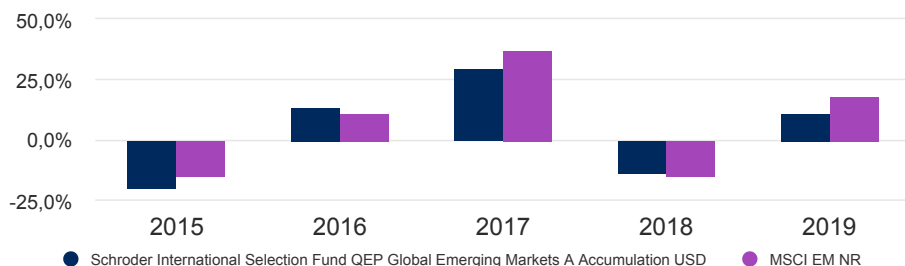
Share class performance

Cumulative performance	1 month	3 months	YTD	1 year	3 years	5 years	Since inception
Share class (Net)	5,6	8,6	11,3	11,3	24,7	13,7	17,3
Benchmark	7,5	11,8	18,4	18,4	38,9	31,4	30,8

Discrete yearly performance	Dec 14 - Dec 15	Dec 15 - Dec 16	Dec 16 - Dec 17	Dec 17 - Dec 18	Dec 18 - Dec 19
Share class (Net)	-20,0	13,9	29,9	-13,8	11,3
Benchmark	-14,9	11,2	37,3	-14,6	18,4

Calendar year performance	2015	2016	2017	2018	2019
Share class (Net)	-20,0	13,9	29,9	-13,8	11,3
Benchmark	-14,9	11,2	37,3	-14,6	18,4

Performance over 5 years (%)



Past Performance is not a guide to future performance and may not be repeated. The value of investments and the income from them may go down as well as up and investors may not get back the amounts originally invested. Exchange rate changes may cause the value of any overseas investments to rise or fall.

Source: Morningstar, bid to bid, net income reinvested, net of fees.

The fund is not managed with reference to a benchmark but its performance may be measured against one or more.

Fund facts

Fund manager	QEP Investment Team led by Justin Abercrombie
Managed fund since	29.03.2012
Fund management company	Schroder Investment Management (Europe) S.A.
Domicile	Luxembourg
Fund launch date	29.03.2012
Share class launch date	29.03.2012
Fund base currency	USD
Share class currency	USD
Fund size (Million)	USD 610,29
Number of holdings	574
Benchmark	MSCI EM NR
Unit NAV	USD 117,2680
Dealing frequency	Daily
Distribution frequency	No Distribution

Fees & expenses

Ongoing charge	1,88%
----------------	-------

Purchase details

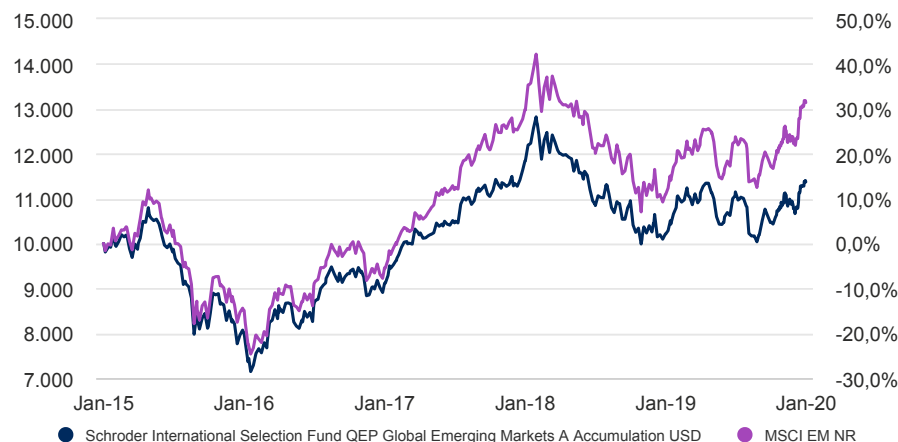
Minimum initial subscription	USD 1.000 ; EUR 1.000 or their near equivalent in any other freely convertible currency.
------------------------------	--

Codes

ISIN	LU0747139391
Bloomberg	SGEMAU LX
SEDOL	B4LYBD8
Reuters	LU0747139391.LUF

A Accumulation USD | Data as at 31.12.2019

5 year return of USD 10.000



Past Performance is not a guide to future performance and may not be repeated. The value of investments and the income from them may go down as well as up and investors may not get back the amounts originally invested. Exchange rate changes may cause the value of any overseas investments to rise or fall.

The chart is for illustrative purposes only and does not reflect an actual return on any investment.

Returns are calculated bid to bid (which means performance does not include the effect of any initial charges), net income reinvested, net of fees.

Risk considerations

China country risk: Changes in China's political, legal, economic or tax policies could cause losses or higher costs for the fund.

Counterparty risk: The counterparty to a derivative or other contractual agreement or synthetic financial product could become unable to honour its commitments to the fund, potentially creating a partial or total loss for the fund.

Currency risk: The fund can be exposed to different currencies. Changes in foreign exchange rates could create losses.

Derivatives risk: A derivative may not perform as expected, and may create losses greater than the cost of the derivative.

Emerging markets & frontier risk: Emerging markets, and especially frontier markets, generally carry greater political, legal, counterparty and operational risk.


Equity risk: Equity prices fluctuate daily, based on many factors including general, economic, industry or company news.

Leverage risk: The fund uses derivatives for leverage, which makes it more sensitive to certain market or interest rate movements and may cause above-average volatility and risk of loss.

Liquidity risk: In difficult market conditions, the fund may not be able to sell a security for full value or at all. This could affect performance and could cause the fund to defer or suspend redemptions of its shares.

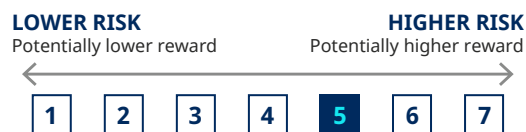
Operational risk: Failures at service providers could lead to disruptions of fund operations or losses.

Ratings and accreditation



Please refer to the Important information section for the disclosure. The above are external ratings and the internal ESG accreditation.

Synthetic risk & reward indicator (SRI)



The risk category was calculated using historical performance data and may not be a reliable indicator of the fund's future risk profile. The fund's risk category is not guaranteed to remain fixed and may change over time. A fund in the lowest category does not mean a risk-free investment. The fund is in this category because it can take higher risks in search of higher rewards and its price may rise and fall accordingly.

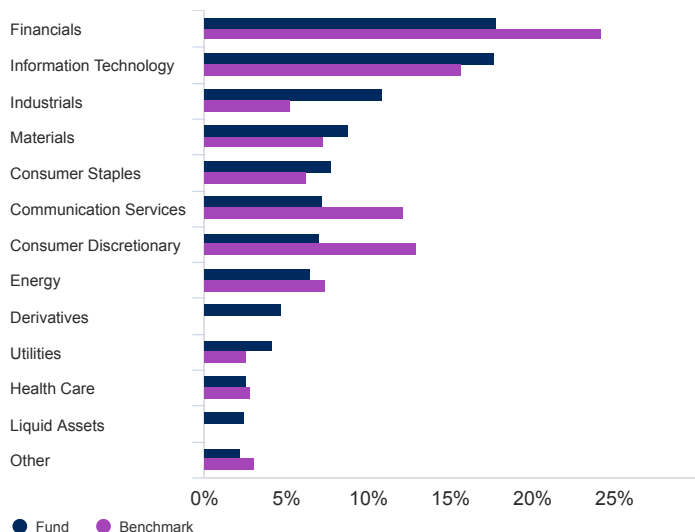
Risk statistics & financial ratios

	Fund	Benchmark
Annual volatility (%) (3y)	13,4	14,4
Alpha (%) (3y)	-2,8	-
Beta (3y)	0,9	-
Sharpe ratio (3y)	0,5	0,7
Dividend Yield (%)	3,9	-
Price to book	1,3	-
Price to earnings	10,5	-

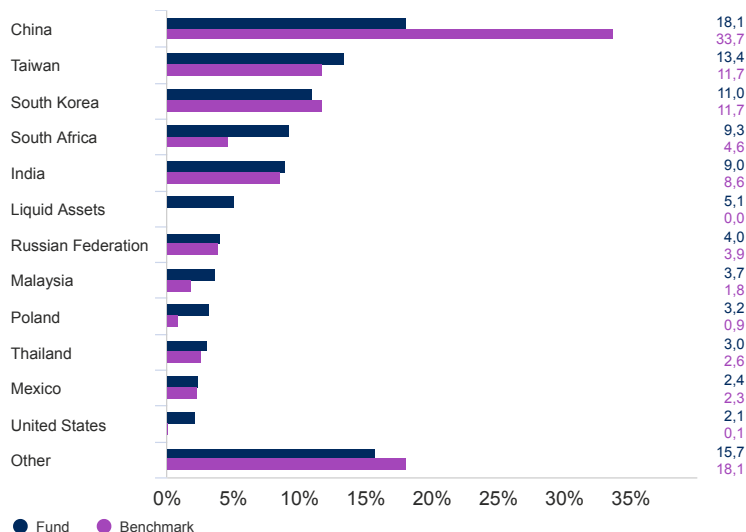
Source: Morningstar. The above ratios are based on bid to bid price based performance data. These financial ratios refer to the average of the equity holdings contained in the fund's portfolio and in the benchmark (if mentioned) respectively.

Asset allocation

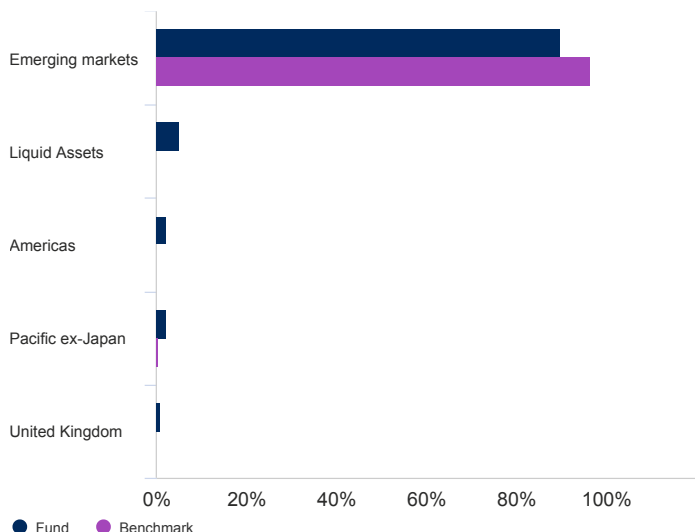
Sector (%)



Geographical Breakdown (%)



Region (%)



Top 10 holdings (%)

	Holding name	%
1	TREASURY BILL 09/01/2020	2,1
2	Taiwan Semiconductor Manufacturing Co Ltd	1,9
3	Vodacom Group Ltd	1,4
4	AVI Ltd	1,3
5	Samsung Electronics Co Ltd	1,3
6	Wipro Ltd	1,2
7	Sanlam Ltd	1,2
8	Powszechny Zaklad Ubezpieczen SA	1,2
9	Tata Consultancy Services Ltd	1,1
10	Industrial & Commercial Bank of China Ltd	1,1

Source: Schroders. Top holdings and asset allocation are at fund level.

A Accumulation USD | Data as at 31.12.2019

Contact information

Schroder Investment Management (Europe) S.A.
5, rue Höhenhof
Sennigerberg
Luxembourg
L-1736
Tel: +352 341 342 202
Fax: +352 341 342 342

For your security, communications may be taped or monitored.

Important information

This document does not constitute an offer to anyone, or a solicitation by anyone, to subscribe for shares of Schroder International Selection Fund (the "Company"). Nothing in this document should be construed as advice and is therefore not a recommendation to buy or sell shares. Subscriptions for shares of the Company can only be made on the basis of its latest Key Investor Information Document and Prospectus together with the latest audited annual report (and subsequent unaudited semi-annual report, if published), copies of which can be obtained, free of charge, from Schroder Investment Management (Europe) S.A. These documents are available in English, French and German. Investment in the Company may not be suitable for all investors. Investors with any doubts as regards suitability should contact their independent investment advisers. An investment in the Company entails risks, which are fully described in the prospectus. Schroders has expressed its own views and opinions in this document and these may change. This document is issued by Schroder Investment Management (Europe) S.A., 5, rue Höhenhof, L-1736 Sennigerberg, Luxembourg. R.C.S. Luxembourg: B 37.799. Schroders will be a data controller in respect of your personal data. For information on how Schroders might process your personal data, please view our Privacy Policy available at www.schroders.com/en/privacy-policy or on request should you not have access to this webpage. Third party data is owned or licensed by the data provider and may not be reproduced or extracted and used for any other purpose without the data provider's consent. Third party data is provided without any warranties of any kind. The data provider and issuer of the document shall have no liability in connection with the third party data. The Prospectus and/or www.schroders.com contains additional disclaimers which apply to the third party data.

* Morningstar Rating: © Morningstar 2019. All Rights Reserved. The information contained herein: (1) is proprietary to Morningstar and/or its content providers; (2) may not be copied or distributed; and (3) is not warranted to be accurate, complete or timely. Neither Morningstar nor its content providers are responsible for any damages or losses arising from any use of this information. Past performance is no guarantee of future results.

** Sustainability Accreditation

Our Schroders Sustainability Accreditation aims to help investors distinguish how we consider Environmental, Social and Governance ("ESG") factors across our products.

This fund has been awarded an Integrated accreditation. ESG factors are embedded into the investment process and can be clearly evidenced. There is a strong commitment to stewardship and company engagement.