

Short Duration Bond Fund

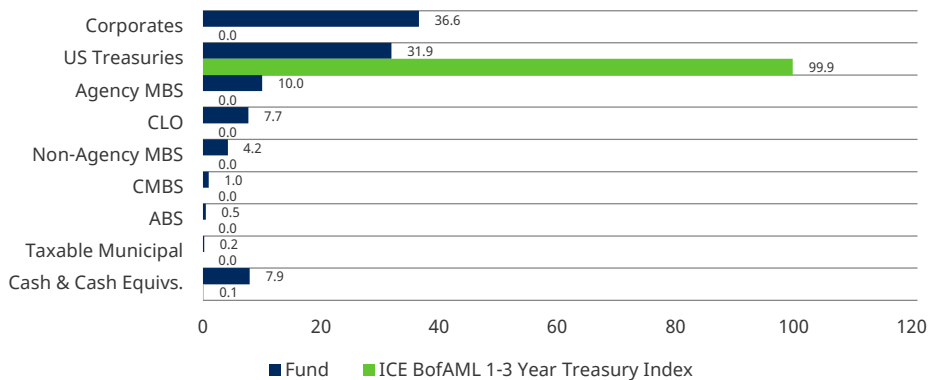
Investor: SDBNX | R6: SDBRX



Fund overview & statistics

- Seeks long-term returns consistent with the preservation of capital
- Value-driven, consistently-applied investment approach
- Typically invests in US dollar-denominated fixed income securities

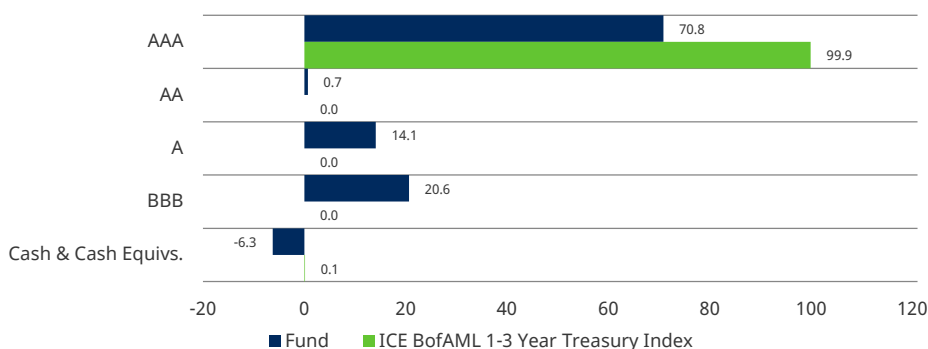
Portfolio composition (%)



Top ten holdings

Fund	Coupon %	Maturity	% of Market Value
1. T 2 1/4 04/15/22	2.25	4/15/2022	14.3
2. B 10/01/19	0.00	10/1/2019	6.5
3. T 2 1/4 03/31/20	2.25	3/31/2020	5.0
4. T 2 1/2 02/28/21	2.50	2/28/2021	3.0
5. T 2 1/2 01/31/24	2.50	1/31/2024	2.8
6. Msft 2 11/03/20	2.00	11/3/2020	2.3
7. C 2.65 10/26/20	2.65	10/26/2020	2.3
8. T 2 3/8 03/15/22	2.38	3/15/2022	2.1
9. Fn Ma3776 4%	4.00	8/1/2168	2.0
10 T 1 7/8 12/31/19	1.88	12/31/2019	1.8
Total			42.1

Credit quality allocation (%)



Total Net Assets (\$mn)

Fund: **16.3**

Effective Duration (Years)¹

Fund: **1.87**

Benchmark: **1.82**

SEC 30 Day Yield (%)²

Fund: **2.01**

30-Day Unsubsidized Yield (%)³

Fund: **2.30**

Source: Schroders, SEI. Total net assets include all share classes of the Fund. Data is shown as a percentage of market value. Holdings may vary in calculation methodology from reconciled portfolio holdings information contained in the Fund's annual and semi-annual shareholder reports or first and third quarter reports filed with the SEC on Form N-Q. This data may vary from any holdings information found on the firm's other marketing materials. Holdings are shown as a percent of total net assets. May not add to 100% due to rounding.

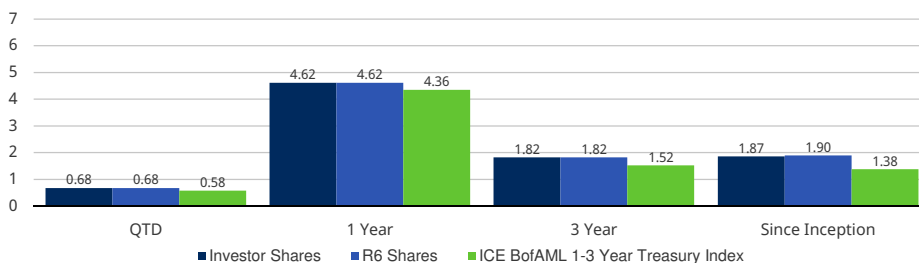
Data as of September 30, 2019

NOT FDIC INSURED | MAY LOSE VALUE | NO BANK GUARANTEE

Please consider a fund's investment objectives, risks, charges and expenses carefully before investing. For a free prospectus, which contains this and other information on any Schroders fund, visit www.schroders.com/us, call your financial advisor or call (800) 464-3108. Read the prospectus carefully before investing.

Performance* (%)

As of September 30, 2019



	YTD 2019	2018	2017	2016	2015
Investor Shares	3.80	1.12	1.21	1.70	n/a
R6 Shares	3.90	1.12	1.11	1.78	n/a
ICE BofAML 1-3 Year Treasury Index	3.03	1.58	0.42	0.89	n/a

Performance shown represents past performance. Past performance is no guarantee of future results and current performance may be higher or lower than the performance shown. Principal value and investment returns will fluctuate so that shares, when redeemed, may be worth more or less than their original cost. For the most recent month-end performance, visit www.schroders.com/us or call (800) 464-3108. Performance for periods less than one year is not annualized and performance of periods greater than one year is annualized.

R6 Shares are available for purchase by eligible institutional investors, including employer sponsored retirement plans, pension plans, endowments and foundations, and eligible high net worth investors. R6 Shares are generally not available to investors who invest or hold their shares through financial intermediaries, such as clearing firms or record keepers, that expect to receive compensation from the Fund or from Schroders. The minimum initial investment for R6 Shares is \$5,000,000 and there is no minimum for additional purchases of R6 Shares.

*Please see Important Information for notes accompanying this update. The notes include a description of the index and certain risks associated with investing in the Fund.

Management team

- Disciplined approach to short duration strategy since 1982
- Seven member portfolio management team has over 24 average years of experience
- Investments are team managed, and portfolio management and credit research are an integrated function
- Access to a team of global credit analysts utilizing a rigorous research process that combines fundamental and relative value assessment

Risk considerations

All investments involve risks including the risk of possible loss of principal. The market value of a fund's portfolio may decline as a result of a number of factors, including interest rate risk, credit risk, inflation/deflation risk, mortgage and asset-backed securities risk, US Government securities risk, foreign investment risk and liquidity risk. Frequent trading of the Fund's portfolio may result in relatively high transaction costs and may result in taxable capital gains. Please see the prospectus for a full description of the risks associated with the Fund.

Fees and expenses

(%) as of Investor Shares R6 Shares
March 1, 2019

Gross	2.16	2.01
Net	0.47	0.32

In order to limit the Fund's expenses, the Fund's adviser has contractually agreed through February 28, 2020 to waive its fees, pay Fund operating expenses, and/or reimburse the Fund to the extent that Total Annual Fund Operating Expenses (other than acquired fund fees and expenses, other indirect acquired fund expenses, interest, taxes, and extraordinary expenses), for the Fund's Investor Shares, exceed 0.47% of Investor Shares' average daily net assets, and for the Fund's R6 Shares, exceed 0.32% of R6 Shares' average daily net assets. The expense limitation may only be terminated during its term by the Board of Trustees.

Fund information

	Investor Shares	R6 Shares
CUSIP	80809R865	808090476
Date of Inception	8/26/2015	8/26/2015
Dividend Frequency	Monthly	Monthly

About Schroders



\$565.5bn in assets under management (AUM)



An extensive global network of 5,000+ employees



Operating in 32 locations across Europe, the Americas, Asia Pacific, Middle East and Africa



Over 200 years' experience of investment markets

Source: Schroders, as of June 30, 2019.

To learn more about Schroders visit:

schroders.com/us

Important Information: Source: Schroders, Barclays. **Index:** The ICE BofAML 1-3 Year Treasury Index is an unmanaged index that tracks the performance of the direct sovereign debt of the US Government having a maturity of at least one year and less than three years. Investors cannot invest directly in an index. **Sector/Securities:** Securities holdings, sector breakdowns and credit quality indicate characteristics as of a point in time and may not be representative of the Fund's current or future investments. Portfolio sectors/securities and allocations are subject to change at any time and should not be viewed as a recommendation to buy/sell. **Credit/Quality:** Schroders receives credit quality ratings on underlying securities of the Fund from the three major reporting agencies - S&P, Moody's and Fitch. Securities that are not rated by all three agencies are reflected as such. Schroders converts all ratings to the equivalent S&P major rating category for purposes of the category shown. Below investment-grade is represented by a rating of BB and below. Ratings and portfolio credit quality may change over time. Non-rated securities do not necessarily indicate low quality. **Definitions:** 1 Effective duration measures the security's price sensitivity to changes in interest rates, expressed in years. The higher the number, the greater potential for volatility as interest rates change. 2 SEC 30 day yield reflects the dividends and interest earned during the most recent 30-day period, after the deduction of the Fund's expenses. 3 30-Day unsubsidized yield does not reflect waivers. The Fund's investment adviser and sub-adviser are Schroder Investment Management North America Inc. ("SIMNA") and Schroder Investment Management North America Ltd., respectively. Each are wholly-owned, indirect subsidiaries of Schroders plc (collectively referred to as "Schroders" herein), a UK-based company with shares listed on the London Stock Exchange. The Fund is distributed by SEI Investments Distribution Co ("SIDCO"), a member of FINRA. Schroder Fund Advisors LLC, a subsidiary of SIMNA and a member of FINRA, previously served as the distributor of the Fund and continues to be involved in the distribution of its shares through an agreement with SIDCO. SIDCO is not an affiliate of Schroders plc.