

F Accumulation GBP | Data as at 30.09.2022

Fund objectives and investment policy

The Fund aims to provide capital growth and income by investing in a diversified range of assets and markets worldwide with a target average annual volatility (a measure of how much the Fund's returns may vary over a year) over a rolling five year period of between 65% to 80% of that of global stock markets (represented by the MSCI All Country World index). The Fund is part of the SISCO Schroder Tactical Portfolio range, which offers five funds with different expected combinations of investment risk and return. This Fund is risk level 6, which aims to be the second highest risk fund in this range with the second highest equity weighting.

For details of the fund's investment policy please refer to the fund's Key Investor Information Document (KIID).

Relevant risks associated with an investment in this fund are shown below and should be carefully considered before making any investment.

Past Performance is not a guide to future performance and may not be repeated. The value of investments and the income from them may go down as well as up and investors may not get back the amounts originally invested. Exchange rate changes may cause the value of any overseas investments to rise or fall.

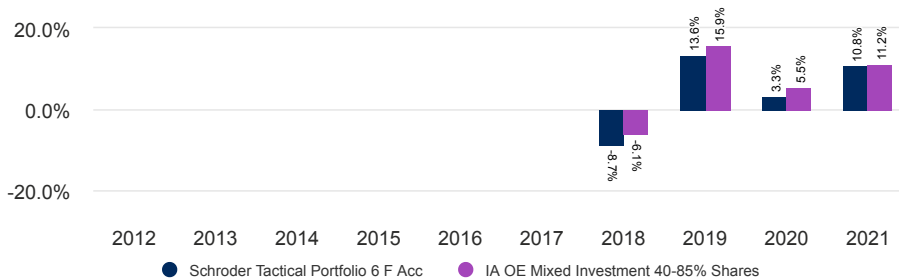
Share class performance (%)

Cumulative performance	1 month	3 months	YTD	1 year	3 years	5 years	Since inception
Share class (Net)	-5.0	-2.1	-11.5	-9.0	2.8	9.4	13.2
Comparator	-5.3	-2.1	-12.8	-10.3	4.7	15.2	20.8

Discrete yearly performance (%)	Sep 12 - Sep 13	Sep 13 - Sep 14	Sep 14 - Sep 15	Sep 15 - Sep 16	Sep 16 - Sep 17	Sep 17 - Sep 18	Sep 18 - Sep 19	Sep 19 - Sep 20	Sep 20 - Sep 21	Sep 21 - Sep 22
Share class (Net)	-	-	-	-	-	3.2	3.1	-2.8	16.2	-9.0
Comparator	-	-	-	-	-	5.4	4.3	-0.1	16.8	-10.3

Calendar year performance	2012	2013	2014	2015	2016	2017	2018	2019	2020	2021
Share class (Net)	-	-	-	-	-	-	-8.7	13.6	3.3	10.8
Comparator	-	-	-	-	-	-	-6.1	15.9	5.5	11.2

Performance over 10 years (%)



Ratings and accreditation



Please refer to the Source and ratings information section for details on the icons shown above.

Fund facts

Fund manager	Philip Chandler Johanna Kyrklund
Managed fund since	10.01.2017 ; 10.01.2017
Fund management company	Schroder Unit Trusts Limited
Domicile	United Kingdom
Fund launch date	10.01.2017
Share class launch date	10.01.2017
Fund base currency	GBP
Share class currency	GBP
Fund size (Million)	GBP 22.86
Comparator	IA OE Mixed Investment 40-85% Shares
Unit NAV	GBP 0.5661
Dealing frequency	Daily
Distribution frequency	Annually

Fees & expenses

Ongoing charge	0.28%
Redemption fee	0.00%

Purchase details

Minimum initial subscription	GBP 0
------------------------------	-------

Codes

ISIN	GB00BZCR4G77
Bloomberg	SCFP6FA LN
SEDOL	BZCR4G7

F Accumulation GBP | Data as at 30.09.2022

Risk considerations

Currency risk: The fund may lose value as a result of movements in foreign exchange rates.

Derivatives risk: Derivatives may be used to manage the portfolio efficiently. The fund may also materially invest in derivatives including using short selling and leverage techniques with the aim of making a return. A derivative may not perform as expected, may create losses greater than the cost of the derivative and may result in losses to the fund.

IBOR: The transition of the financial markets away from the use of interbank offered rates (IBORs) to alternative reference rates may impact the valuation of certain holdings and disrupt liquidity in certain instruments. This may impact the investment performance of the fund.

Performance risk: Investment objectives express an intended result but there is no guarantee that such a result will be achieved. Depending on market conditions and the macro economic environment, investment objectives may become more difficult to achieve.

High yield bond risk: High yield bonds (normally lower rated or unrated) generally carry greater market, credit and liquidity risk.

Credit risk: A decline in the financial health of an issuer could cause the value of its bonds to fall or become worthless.

Liquidity risk: In difficult market conditions, the fund may not be able to sell a security for full value or at all. This could affect performance and could cause the fund to defer or suspend redemptions of its shares.

Operational risk: Operational processes, including those related to the safekeeping of assets, may fail. This may result in losses to the fund.

Synthetic risk & reward indicator (SRR)

LOWER RISK

Potentially lower reward

HIGHER RISK

Potentially higher reward



The risk category was calculated using historical performance data and may not be a reliable indicator of the fund's future risk profile. The fund's risk category is not guaranteed to remain fixed. Please see the Key Investor Information Document for more information.

Risk Rating



Risk statistics & financial ratios

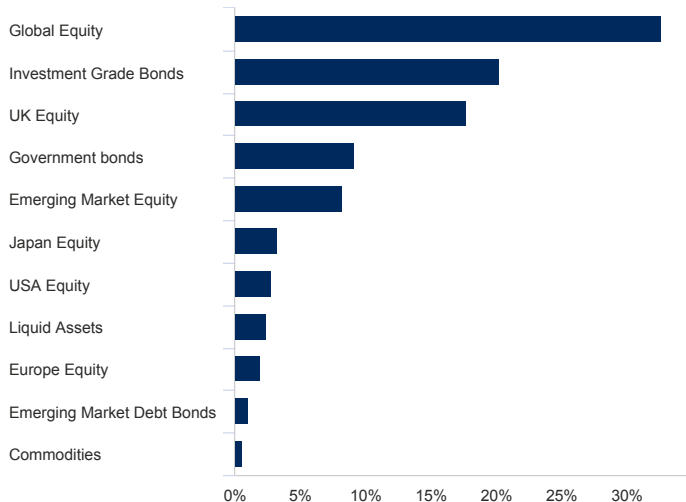
	Fund	Comparator
Annual volatility (%) (3y)	11.1	11.9

Source: Morningstar. The above ratios are based on bid to bid price based performance data.

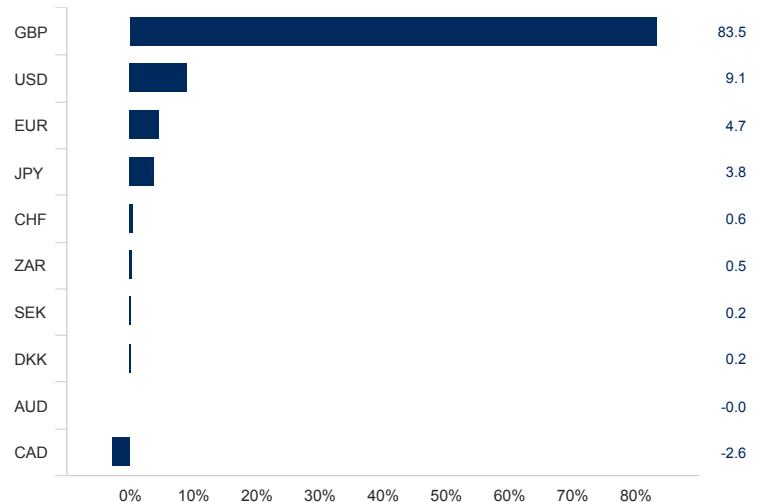
Asset allocation

Source: Schroders. Top holdings and asset allocation are at fund level.

Asset class (%)



Currency (%)



F Accumulation GBP | Data as at 30.09.2022

Top 10 holdings (%)

Holding name	%
Schroder Sustainable Multi-Factor Equity Fund	14.4
Schroder Global Equity Fund	14.1
Schroder Global Corporate Bond Managed Credit Component Fund	10.3
Schroder Global Corporate Bond Fund	9.9
Schroder Global Sovereign Bond Tracker Component Fund	9.6
Schroder UK Multi-Factor Equity Component Fund	9.3
MSCI Emerging Market Index Future	8.2
Schroder Prime UK Equity Fund	8.2
Schroder Global Equity Completion Component Fund	4.2
Topix Index Future	3.2

Contact information

Schroder Unit Trusts Limited
1 London Wall Place
London
United Kingdom
EC2Y 5AU
Tel: 0800 182 2399
Fax: 0333 207 4504

For your security, communications may be taped or monitored.

Information relating to changes in fund manager, investment objective, benchmark and corporate action information

The fund's performance should be compared against the Investment Association Mixed Investment 40-85% shares sector average return.

Benchmarks:

The investment manager invests on a discretionary basis and there are no restrictions on the extent to which the fund's portfolio and performance may deviate from the benchmark. The investment manager will invest in companies or sectors not included in the benchmark in order to take advantage of specific investment opportunities.

Source and ratings information

Source of all performance data, unless otherwise stated: Morningstar, bid to bid, net income reinvested, net of fees.

Morningstar Rating: © Morningstar 2022. All Rights Reserved. The information contained herein: (1) is proprietary to Morningstar and/or its content providers; (2) may not be copied or distributed; and (3) is not warranted to be accurate, complete or timely. Neither Morningstar nor its content providers are responsible for any damages or losses arising from any use of this information. Past performance is no guarantee of future results.

F Accumulation GBP | Data as at 30.09.2022

Important information

Costs

Certain costs associated with your investment in the fund may be incurred in a different currency to that of your investment. These costs may increase or decrease as a result of currency and exchange rate fluctuations.

If a performance fee is applicable to this fund, details of the performance fee model and its computation methodology can be found in the fund's prospectus. This includes a description of the performance fee calculation methodology, the dates on which the performance fee is paid and details of how the performance fee is calculated in relation to the fund's performance fee benchmark, which may differ from the benchmark in the fund's investment objective or investment policy.

For further information regarding the costs and charges associated with your investment, please consult the funds' offering documents and annual report.

General

This document does not constitute an offer to anyone, or a solicitation by anyone, to subscribe for shares of Schroder Investment Solutions Fund Company (the "Company"). Nothing in this document should be construed as advice and is therefore not a recommendation to buy or sell shares. Subscriptions for shares of the Company can only be made on the basis of its latest Key Investor Information Document and prospectus, together with the latest audited annual report (and subsequent unaudited semi-annual report, if published), copies of which can be obtained, free of charge, from Schroder Unit Trusts Limited, 1 London Wall Place, London EC2Y 5AU. Any references to securities, sectors, regions and/or countries are for illustrative purposes only. Schroders has expressed its own views and opinions in this document and these may change. Schroders will be a data controller in respect of your personal data. For information on how Schroders might process your personal data, please view our Privacy Policy available at www.schroders.com/en/privacy-policy or on request should you not have access to this webpage. Past Performance is not a guide to future performance and may not be repeated. The value of investments and the income from them may go down as well as up and investors may not get back the amounts originally invested. Exchange rate changes may cause the value of any overseas investments to rise or fall. For your security, communications may be taped or monitored. Issued by Schroder Unit Trusts Limited, 1 London Wall Place, London EC2Y 5AU. Registration No 4191730 England. Authorised and regulated by the Financial Conduct Authority. Schroders will be a data controller in respect of your personal data. For information on how Schroders might process your personal data, please view our Privacy Policy available at www.schroders.com/en/privacy-policy or on request should you not have access to this webpage. Third party data is owned or licensed by the data provider and may not be reproduced or extracted and used for any other purpose without the data provider's consent. Third party data is provided without any warranties of any kind. The data provider and issuer of the document shall have no liability in connection with the third party data. The Prospectus and/or www.schroders.com contains additional disclaimers which apply to the third party data.