

## Fund objectives and investment policy

To deliver an investment return before fees of 5% p.a. above Australian inflation over the medium to long term. Inflation is defined as the RBA's Trimmed Mean, as published by the Australian Bureau of Statistics.

The Fund may invest across a broad array of asset classes within the major categories of growth, diversifying and defensive assets. The Fund may also use derivatives and active currency management. The permitted asset allocation ranges are set out below:

### Asset classes / Investment ranges

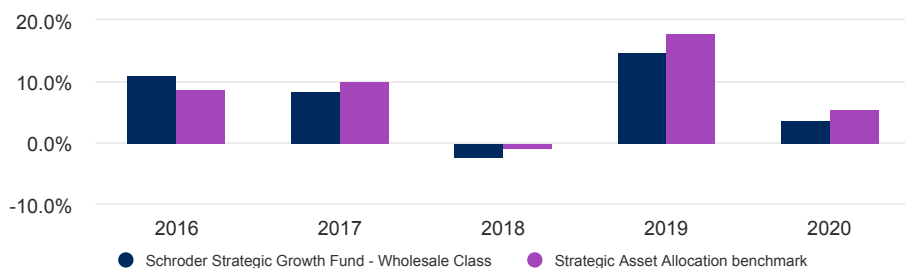
Growth assets, typically shares and property securities, offer potentially the highest return but also the highest volatility. 40% - 70%  
Diversifying assets, typically higher yielding debt and alternatives, offer higher potential returns usually with an income generating focus which assist in diversifying the portfolio's sources of return. 0% - 30%

Defensive assets, typically investment grade debt securities and cash and cash equivalents, are relatively secure with lower volatility. 10% - 60%

## Fund performance

Performance (%)	1 month	3 months	6 months	CYTD	1 year	3 years p.a.	5 years p.a.	10 years p.a.
<b>Fund (pre-fee)</b>	1.7	5.5	9.1	9.1	18.7	8.6	9.4	9.1
<b>Fund (post-fee)</b>	1.7	5.2	8.6	8.6	17.6	7.6	8.4	8.1
<b>Benchmark</b>	1.9	5.6	8.5	8.5	19.2	9.3	9.4	9.2
<b>Relative Performance (Post-fee)</b>	-0.3	-0.4	0.1	0.1	-1.6	-1.7	-1.0	-1.1
<b>Distribution Return<sup>^</sup></b>	1.8	1.8	1.9	1.9	4.0	3.6	5.7	6.0
<b>Growth Return<sup>^^</sup></b>	-0.1	3.4	6.7	6.7	13.6	4.0	2.7	2.1

## Calendar Year performance



<sup>^</sup>Represents distributions as a proportion of total net return

<sup>^^</sup>Price to price return excluding distribution reinvestments

**Past performance is not a reliable indicator of future performance.**

**Returns over 12 months are annualised. Exchange rate movements may cause the value of investments to fall as well as rise.**

Please refer to [www.schroders.com.au](http://www.schroders.com.au) for post-tax returns.

Some performance differences between the fund and the benchmark may arise as the benchmark returns are not adjusted for non-dealing days of the fund.

## Ratings and accreditation



Please refer to the Source and ratings information section for details on the icons shown above.

## Fund facts

<b>Fund manager</b>	Simon Doyle
<b>Managed fund since</b>	12.05.2003
<b>Domicile</b>	Australia
<b>Fund launch date</b>	23.08.2002
<b>Fund base currency</b>	AUD
<b>Fund size (Million)</b>	AUD 772.10
<b>Benchmark</b>	Strategic Asset Allocation benchmark
<b>Unit NAV</b>	AUD 1.2341
<b>Distribution frequency</b>	Semi-Annually

## Fees & expenses

<b>Management fees and costs</b>	0.85%
<b>Buy / Sell Spread</b>	0.22% / 0.22%

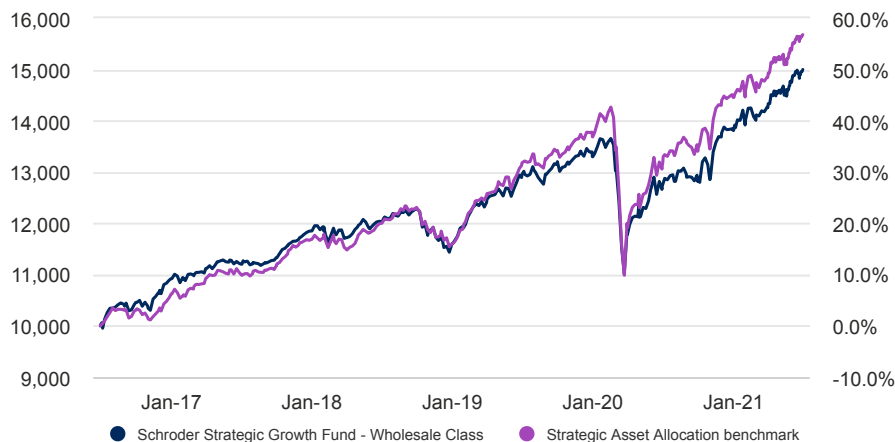
## Purchase details

<b>Minimum initial subscription</b>	AUD 20,000
-------------------------------------	------------

## Codes

<b>ISIN</b>	AU60SCH01024
<b>Bloomberg</b>	SCHBALW AU
<b>APIR</b>	SCH0102AU

## Return of AUD 10,000



## Risk statistics & financial ratios

	Fund	Benchmark
Annual volatility (%) (3y)	9.1	10.2
Sharpe ratio (3y)	0.8	0.8

Source: Morningstar. The above ratios are based on bid to bid price based performance data.

**Past Performance is not a guide to future performance and may not be repeated.**

**The value of investments and the income from them may go down as well as up and investors may not get back the amounts originally invested. Exchange rate changes may cause the value of any overseas investments to rise or fall.**

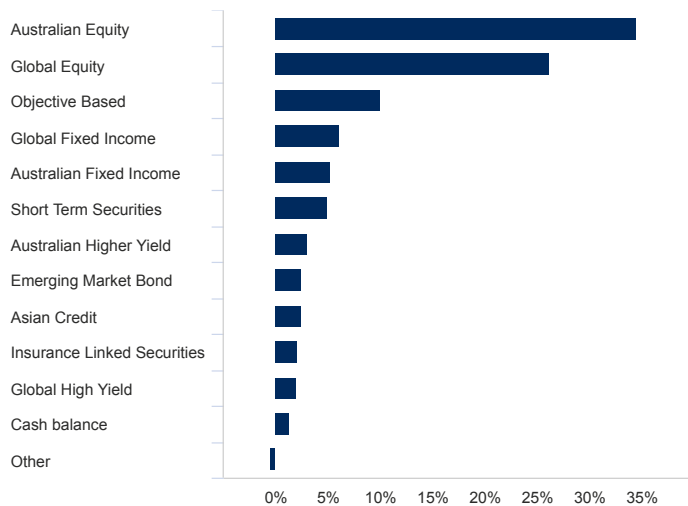
The chart is for illustrative purposes only and does not reflect an actual return on any investment.

Returns are calculated bid to bid (which means performance does not include the effect of any initial charges), net income reinvested, net of fees.

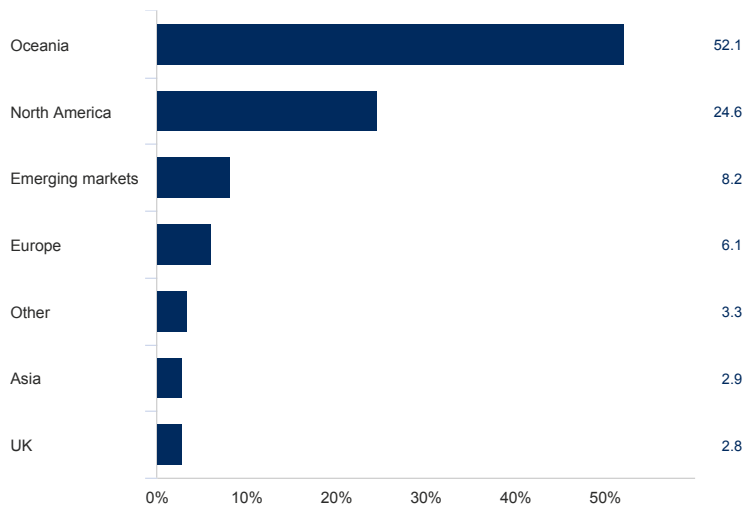
## Asset allocation

Source: Schroders. Top holdings and asset allocation are at fund level.

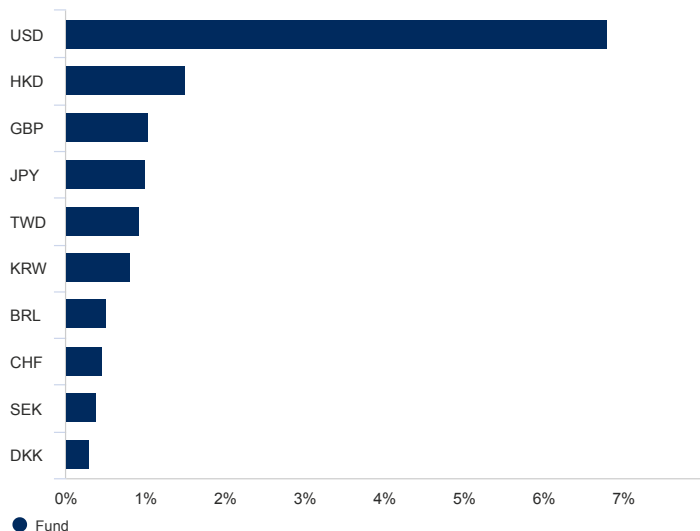
### Sector (%)



### Region (%)



## Currency (%)



## Top 10 holdings (%)

Holding name	%
BHP Group Ltd	2.1
Commonwealth Bank Of Australia	2.0
Telstra Corporation Ltd	1.3
Westpac Banking Corporation Corp	1.3
National Australia Bank Ltd	1.1
CSL Ltd	1.1
Australia And New Zealand Banking	1.0
Woolworths Group Ltd	1.0
Rio Tinto Ltd	1.0
Brambles Ltd	1.0

## Contact information

Schroder Investment Management Australia Limited  
 Level 20 Angel Place  
 123 Pitt Street  
 Sydney  
 Australia  
 NSW 2000  
 Tel: 1300 136 471  
 Fax: +61 2 9231 1119

ABN 22 000 443 274 Australian Financial Services Licence 226473  
 E-mail: [info.au@schroders.com](mailto:info.au@schroders.com)

## Source and ratings information

Source of all performance data, unless otherwise stated: Morningstar, bid to bid, net income reinvested, net of fees.

Morningstar Rating: © Morningstar 2021. All Rights Reserved. The information contained herein: (1) is proprietary to Morningstar and/or its content providers; (2) may not be copied or distributed; and (3) is not warranted to be accurate, complete or timely. Neither Morningstar nor its content providers are responsible for any damages or losses arising from any use of this information. Past performance is no guarantee of future results.

## Sustainability Accreditation

Our Schroders Sustainability Accreditation aims to help investors distinguish how we consider Environmental, Social and Governance ("ESG") factors across our products. This fund has been awarded an Integrated accreditation. ESG factors are embedded into the investment process and can be clearly evidenced. There is a strong commitment to stewardship and company engagement. This fund has been awarded a Screened accreditation. The fund has additional stock/security restrictions beyond cluster munitions and anti-personnel mines.

## **Important information**

---

Third party data (including MSCI data) is owned by the applicable third party identified in this document and is provided for your internal use only. Such data may not be reproduced or re-disseminated and may not be used to create any financial instruments or products or any indices. Such data is provided without any warranties of any kind. Neither the third party data owner nor any other party involved in the publication of this document can be held liable for any error. The terms of the third party's specific disclaimers, if any, are set forth in the Important Information section at [www.schroders.com.au](http://www.schroders.com.au).

Investment in the Schroder Strategic Growth Fund - Wholesale Class ("the Fund") may be made on an application form in the Product Disclosure Statement, available from the Responsible Entity, Schroder Investment Management Australia Limited (ABN 22 000 443 274, AFSL 226473) ("Schroders").

This Report is intended solely for the information of the person to whom it is provided by Schroders. It should not be relied on by any person for the purposes of making investment decisions. Total returns are calculated using exit price to exit price, after fees and expenses, and assuming reinvestment of income. Gross returns are calculated using exit price to exit price and are gross of fees and expenses. The repayment of capital and performance of the Fund is not guaranteed by Schroders or any company in the Schroders Group. Past performance is not a reliable indicator of future performance. Unless otherwise stated the source for all graphs and tables contained in this report is Schroders. Opinions constitute our judgement at the time of issue and are subject to change. This report does not contain and is not to be taken as containing any financial product advice or financial product recommendation. For security reasons telephone calls may be recorded.