

Schroder International Selection Fund Emerging Asia

A1 Accumulation Share Class

Fund Launch Date

09 January 2004

Total Fund Size (Million)

USD 3.359,4

Share Price End of Month (USD)

39,18

Total number of holdings

72

Benchmark

MSCI Emerging Markets Asia Net TR

Index

MSCI AC Asia ex Japan Net TR

Fund Manager

Louisa Lo

Managed fund since

01 January 2002

Historic Yield

0,00 %

Essential Statistics over 3 years

	Fund	Benchmark
Annual Volatility (%)	16,0	16,5
Alpha (%)	3,5	---
Beta	0,9	---
Information Ratio	0,9	---
Sharpe Ratio	0,6	0,4
Predicted Tracking Error (%)	3,9	---

The above ratios are based on bid to bid price based performance data.

Financial Ratios

	Fund	Benchmark
P/Book Value	2,4	1,8
P/E Ratio	20,3	14,2
Predicted P/E Ratio	17,3	13,9
ROE (%)	14,9	16,6
Dividend Yield (%)	1,8	2,0
3 Year Earnings Growth (%)	16,5	20,6

These financial ratios refer to the average of the equity holdings contained in the fund's portfolio and in the benchmark (if mentioned) respectively.

On 01/02/2018 Schroder ISF Emerging Asia changed its investment objective.

Investment Objective and Policy

The fund aims to provide capital growth by investing in equities of companies in the emerging markets in Asia.

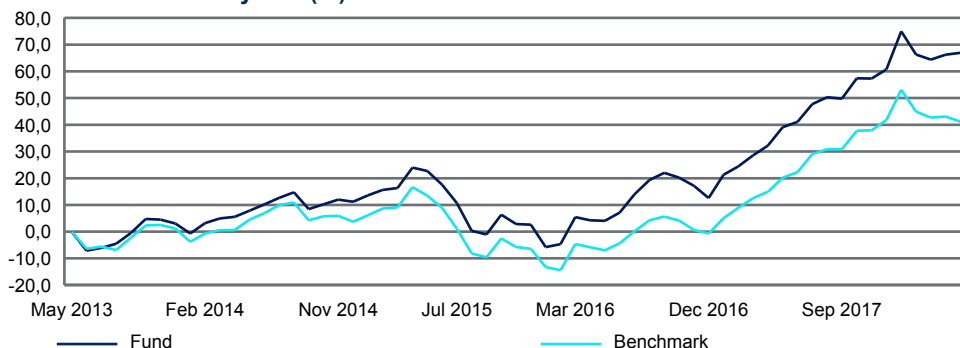
The fund invests at least two-thirds of its assets in equities of companies in emerging markets in Asia. The fund may invest directly in China B-Shares and China H-Shares and may invest less than 30% of its assets in China A-Shares through Shanghai/Shenzhen-Hong Kong Stock Connect. The fund may use derivatives with the aim of achieving investment gains, reducing risk or managing the fund more efficiently. The fund may also hold cash.

Performance Analysis

Performance (%)	1 month	3 months	6 months	YTD	1 year	3 years	5 years	10 years
Fund	0,4	0,4	6,1	3,8	20,0	36,0	66,9	81,2
Benchmark	-1,3	-2,6	2,4	-0,4	17,5	24,4	41,2	39,5
Index	-1,3	-2,1	2,7	0,0	17,3	24,0	46,7	62,6

Annual Performance (%)	2017	2016	2015	2014	2013
Fund	42,8	9,7	-7,7	7,9	0,2
Benchmark	42,8	6,1	-9,8	2,5	-0,2
Index	41,7	5,4	-9,2	4,8	3,1

Performance over 5 years (%)



Past performance is not a reliable indicator of future results, prices of shares and the income from them may fall as well as rise and investors may not get back the amount originally invested.

The fund is managed with reference to a benchmark and its performance may be measured accordingly, but the manager invests on a discretionary basis and is not limited to investing in accordance with the composition of the benchmark.

All fund performance data are on a NAV to NAV basis, net income reinvested. Data is not available for the time periods with no % growth stated. In case a share class is created after the fund's launch date, a simulated past performance is used, based upon the performance of an existing share class within the fund, taking into account the difference in the ongoing charges and the portfolio transaction costs, and including the impact of any performance fees if applicable.

Some performance differences between the fund and the benchmark may arise because the fund performance is calculated at a different valuation point from the benchmark. Source: Schroders The Schroder ISF Emerging Asia fund was launched in January 2004 to accommodate a transfer of shareholders from the Schroder range of Hong Kong unit trusts to the Schroder ISF SICAV. Prior to 9th of January 2004 the fund uses the track record of the Schroder HK Asia Emerging Markets Unit Trust (launched on 12/10/1995) since 31 October 1995. In September 2008, the benchmark of the Fund changed from the MSCI AC Asia ex Japan Index with China capped at 10% to the MSCI Emerging Asia. The full track record of the previous index has been kept and chainlinked to the new one. On 01/02/2015 the MSCI Emerging Markets Asia (Net TR) replaced the MSCI Emerging Markets Asia (Price). The full track record of the previous index has been kept and chainlinked to the new one.

Holdings Analysis

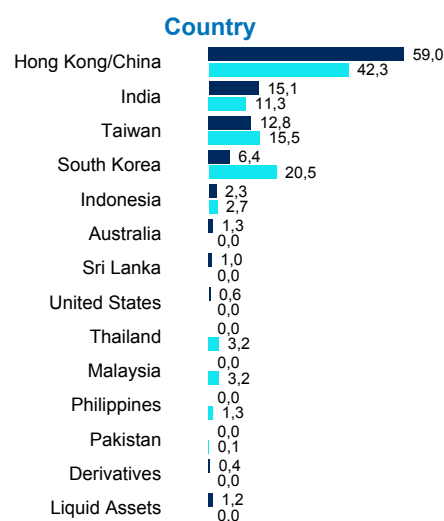
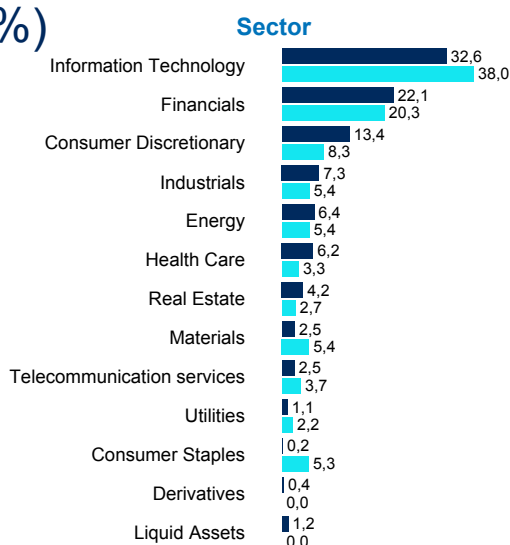
Top 10 Holdings	Sector	% NAV
1. Tencent Holdings	Information Technology	5,5
2. Taiwan Semiconductor Manufacturing	Information Technology	4,9
3. Samsung Electronics	Information Technology	4,1
4. HSBC Holdings	Financials	3,5
5. Sands China	Consumer Discretionary	3,2
6. Alibaba Group Holding	Information Technology	3,1
7. PetroChina	Energy	3,1
8. Infosys	Information Technology	2,9
9. China Construction Bank	Financials	2,5
10. Industrial & Commercial Bank of China	Financials	2,5

Overweights	(%)	Underweights	(%)	Market Cap Split	Total (%)
HSBC Holdings	3,5	Alibaba Group Holding	-2,6	<500 Million	7,8
Sands China	3,2	Samsung Electronics	-2,5	>=0.5<1 Billion	3,7
PetroChina	2,6	Tencent Holdings	-1,8	>=1<2 Billion	6,1
Prada	2,2	SK Hynix	-1,3	>=2<5 Billion	3,0
Bank of China (Hong Kong)	2,2	Bank of China	-1,0	>=5 Billion	79,4

Overweights and underweights data are based on fund's exposure to holdings grouped by name.

Asset Allocation (%)

■ Fund
■ Benchmark



Liquid Assets contain cash, deposits and money market instruments with maturities of up to 397 days, which are respectively not part of the core investment objective and policy. The commitment linked to the equity index futures contracts, if present, is deducted from cash. Source: Schroders

Risk Considerations

- **China country risk:** Changes in China's political, legal, economic or tax policies could cause losses or higher costs for the fund.
- **Counterparty risk:** The counterparty to a derivative or other contractual agreement or synthetic financial product could become unable to honour its commitments to the fund, potentially creating a partial or total loss for the fund.
- **Currency risk:** The fund can be exposed to different currencies. Changes in foreign exchange rates could create losses.
- **Derivatives risk:** A derivative may not perform as expected, and may create losses greater than the cost of the derivative.
- **Emerging markets & frontier risk:** Emerging markets, and especially frontier markets, generally carry greater political, legal, counterparty and operational risk.
- **Equity risk:** Equity prices fluctuate daily, based on many factors including general, economic, industry or company news.
- **Leverage risk:** The fund uses derivatives for leverage, which makes it more sensitive to certain market or interest rate movements and may cause above-average volatility and risk of loss.
- **Liquidity risk:** In difficult market conditions, the fund may not be able to sell a security for full value or at all. This could affect performance and could cause the fund to defer or suspend redemptions of its shares.
- **Operational risk:** Failures at service providers could lead to disruptions of fund operations or losses.
- **Shanghai-Hong Kong Stock Connect and Shenzhen-Hong Kong Stock Connect risk:** The fund may be investing in China "A" shares via the Shanghai-Hong Kong Stock Connect and Shenzhen-Hong Kong Stock Connect which may involve clearing and settlement, regulatory, operational and counterparty risks.
- **Capital risk / distribution policy:** the expenses of this share class are paid out of capital rather than out of investment income. Capital growth will be reduced and in periods of low growth capital erosion may occur.

Information

Schroder Investment Management (Luxembourg) S.A.
5, rue Höhenhof
1736 Senningerberg
Luxembourg
Tel.: (352) 341 342 212
Fax: (352) 341 342 342
For your security, communications may be taped or monitored.

	Accumulation
SEDOL	7741625
Bloomberg	SCHEA1A:LX
Reuters	LU0181496216.LUF
ISIN	LU0181496216
CUSIP	L8145U265
Fund Base Currency	USD
Dealing Frequency	Daily (13:00 CET)
Ongoing Charges (latest available)	2,37 %
Minimum Investment Amount	EUR 1000 or USD 1000 or their near equivalent in any other freely convertible currency. The minimum subscription amount may be waived at the Directors' discretion.



Morningstar Ratings are sourced from Morningstar.

© 2018 Morningstar. All Rights Reserved. The information contained herein: (1) is proprietary to Morningstar and/or its content providers; (2) may not be copied or distributed; and (3) is not warranted to be accurate, complete or timely. Neither Morningstar nor its content providers are responsible for any damages or losses arising from any use of this information. Past performance is no guarantee of future results. For more detailed information about Morningstar's Analyst Rating, including its methodology, please go to:

<http://corporate.morningstar.com/us/documents/MethodologyDocuments/AnalystRatingforFundsMethodology.pdf> . For disclosure and detailed information about this fund please refer to full Morningstar Global Fund Report that can be accessed here

<http://essentials.morningstar.com/file/downloadEuAnalystRatingReport?isUKCOUNTRY=false&univ=FO&isFullReport=true&msgType=514.639&MstarId=FOGBR04VU2&countryId=LUX&languageId=EN> Please note that information is currently only available in English.

Third party data is owned or licensed by the data provider and may not be reproduced or extracted and used for any other purpose without the data provider's consent. Third party data is provided without any warranties of any kind. The data provider and issuer of the document shall have no liability in connection with the third party data. The Prospectus and/or www.schroders.com contain additional disclaimers which apply to the third party data.

Ongoing Charges: This figure includes the annual management fee and administrative costs but excludes any performance fee or portfolio transaction costs (except in the case of an entry or exit charge paid by a fund when buying or selling units in another fund). Ongoing charges may vary from year to year. The Fund may incur further expenses (not included in the above Ongoing charges) as permitted by the Prospectus.

This document does not constitute an offer to anyone, or a solicitation by anyone, to subscribe for shares of Schroder International Selection Fund (the "Company"). Nothing in this document should be construed as advice and is therefore not a recommendation to buy or sell shares. Subscriptions for shares of the Company can only be made on the basis of its latest Key Investor Information Document and prospectus together with the latest audited annual report (and subsequent unaudited semi-annual report, if published), copies of which can be obtained, free of charge, from Schroder Investment Management (Luxembourg) S.A. Investment in the Company may not be suitable for all investors. Investors with any doubts as regards suitability should contact their independent investment advisers. An investment in the Company entails risks, which are fully described in the prospectus. Schroders has expressed its own views and opinions in this document and these may change. This document is issued by Schroder Investment Management (Luxembourg) S.A., 5, rue Höhenhof, L-1736 Senningerberg, Luxembourg, R.C.S. Luxembourg; B 37.799.

The distribution of this document may be restricted in certain jurisdictions. Investors should observe applicable regulations to their country of residence. Chile: "This is not a public offering. These instruments have not been registered with the Superintendencia de Seguros y Fianzas de Chile." Colombia: "This document does not constitute a public offer in the Republic of Colombia. The offer of the fund is addressed to less than one hundred specifically identified investors. The fund may not be promoted or marketed in Colombia or to Colombian residents, unless such promotion and marketing is made in compliance with Decree 2555 of 2010 and other applicable rules and regulations related to the promotion of foreign funds in Colombia." Costa Rica: "This Document has been produced for the purpose of providing information about the Shares and will be provided to a maximum of 50 investors per fund in Costa Rica who are Institutional or Sophisticated Investors in accordance with the exemptions established in the Regulations on Public Offers of Values. This Document is made available on the condition that it is for the use only by the recipient and may not be passed onto any other person or be reproduced in any part. The Shares have not been and will not be offered in the course of a public offering or of equivalent marketing in Costa Rica. The Shares are the product of a private offer, in accordance with the exceptions established in the Regulation on Public Offer of Securities. No collective communication media has been used. The holder acknowledges and accepts the legal and tax regimes that apply to the private offer of securities." Panama: "This Private Investment Fund is not registered nor is it subject to the supervision of the Securities Superintendencia of Panama." Peru: "The Shares have not been registered before the Superintendencia del Mercado de Valores (SMV) and are being placed by means of a private offer. SMV has not reviewed the information provided to the investor. This document is only for the exclusive use of institutional investors in Peru and is not for public distribution." Uruguay: "The sale of the shares qualifies as a private placement pursuant to section 2 of Uruguayan law 18,627. The shares must not be offered or sold to the public in Uruguay, except in circumstances which do not constitute a public offering or distribution under Uruguayan laws and regulations. The shares are not and will not be registered with the Financial Services Superintendency of the Central Bank of Uruguay. The shares correspond to investment funds that are not investment funds regulated by Uruguayan law 16,774 dated September 27, 1996, as amended." Venezuela: "The securities may not be offered or sold in the Bolivarian Republic of Venezuela, except in circumstances which do not constitute a public offering of securities under Venezuelan securities laws and regulations. The securities have not and will not be registered with the Venezuelan National Securities Superintendencia. This document is not for public distribution."